

EXHIBIT T-1

SHAKER HEIGHTS CITY SCHOOL DISTRICT

OFFICE OF THE TREASURER
15600 Parkland Drive
Shaker Heights, Ohio 44120
(216) 295-4317

Bryan C. Christman
Treasurer

FINANCIAL STATEMENTS AUGUST 2022

INDEX

<u>SECTION #</u>	<u>SECTION NAME</u>
1.	FINANCIAL AND MISCELLANEOUS BRIEFS
2.	CHARTS
3.	CONSOLIDATED INVESTMENT PORTFOLIO
4.	FINANCIAL SUMMARY FOR GENERAL FUND
5.	FINANCIAL REPORT BY BANK
6.	FINANCIAL REPORT BY FUND
7.	REVENUE ACCOUNT SUMMARY
8.	BUDGET ACCOUNT SUMMARY
9.	SUMMARY CHECK REGISTER – ALL CHECKS
10.	BOND ISSUE EXPENDITURE SUMMARY
11.	ANNUAL COMMERCIAL PAPER & BANKER'S ACCEPTANCE ORC SECTION 135.142 FILING FY22

1. FINANCIAL AND MISCELLANEOUS BRIEFS

**SHAKER HEIGHTS BOARD OF EDUCATION
SHAKER HEIGHTS, OHIO**

October 1, 2022

TO: Members, Shaker Heights Board of Education

FROM: Bryan C. Christman, Treasurer

SUBJECT: Financial and Miscellaneous Briefs

I. AUGUST 2022 FINANCIAL OVERVIEW

The revenue activity for the month and for the fiscal year-to-date August 2022 has been similar to the same reporting period for the prior year with the following exceptions:

- **Real Estate Taxes (RET)** were \$0.5 million or 1.8% less than prior YTD due to slightly smaller tax advances and settlements received in July & August of this fiscal year as compared to the prior fiscal year.
- **Investment Earnings**, which were \$34,657 or 47.3% more than prior year, due to the increasing yield on our portfolio as the interest rates continue to rise in response to the Federal Reserve aggressive rate increase actions.
- **Other Local Revenues** were \$110,109 or 77.6% more than prior year which is primarily due to \$86,547 of property tax valuation settlement payments received in July 2022 vs none in July 2021 and a \$16,274 higher prescription drug rebate in August 2022 vs August 2021.
- **State Foundation (SF)** revenues were \$30,038 or 1.2% less than prior year to date; Fiscal 2023 is the second year under the new State biennial budget's Ohio Fair School Funding plan;
- **Other State Revenues** were \$183,389 more than prior year, due to the receipt of the restricted portions of the State Foundation payments under the Ohio Fair School Funding plan incorporated into the biennial budget beginning in July 2021, that was not implemented and paid until January 2022. The categories include Student Wellness & Success Funds, English Language Learners, Career Tech Education, Gifted Supplement, and the Disadvantaged Pupil Impact Aid.
- **Federal Receipts** were \$3,718 or 84.8% less this fiscal YTD than last due to timing difference in payments received covering the last months of the prior school year as compared to a year ago.

Total Revenues were \$166,192 or 0.5% less than prior year, the variance due to slightly smaller tax advances and settlements received in July & August of this fiscal year as compared to the prior fiscal year. **Total Expenditures** were \$972,180 or 5.9% more than prior YTD, the variance due to routine cost increases including salary adjustments due to steps, combined with timing differences in some of the various expense categories, including chargebacks to the ESSER II & III funds. In summary, the District's overall finances are on target with expectations at this time.

II. AUGUST 2022 FINANCIAL DETAIL REVIEW

- A. GENERAL FUND (As of August 31, 2022)** – Note: Budget comments have been excluded until the final budget is approved.

REVENUE

1. Real Estate & Public Utility Personal Taxes:

- \$0.5 million or 1.8% less Real Estate Taxes (RET) than prior YTD; and
- \$88,618 or 5.7% more Public Utility Personal Property Taxes (PUPPT) than prior YTD;
- Variance from prior year due to slightly smaller tax advances and settlements received in July & August of this fiscal year as compared to the prior fiscal year.

2. Investment Earnings:

- \$107,933 received this year;
- \$34,657 or 47.3% more than prior year;
- Increase due to the increasing yield on our portfolio as the interest rates continue to rise in response to the Federal Reserve aggressive rate increase actions.
- Cash-basis interest income varies month-to-month and year-to-year due to the varying maturity dates of the investment portfolio;
- At its July 27, 2022 meeting, the Committee decided to raise the target range for the federal funds rate to 2-1/4 to 2-1/2 percent and anticipates that ongoing increases in the target range will be appropriate. In addition, the Committee will continue reducing its holdings of Treasury securities and agency debt and agency mortgage-backed securities, as described in the Plans for Reducing the Size of the Federal Reserve's Balance Sheet that were issued in May. The Committee is strongly committed to returning inflation to its 2 percent objective.
- **At its September 21, 2022 meeting, the Committee decided to raise the target range for the federal funds rate to 3 to 3-1/4 percent and anticipates that ongoing increases in the target range will be appropriate. In addition, the Committee will continue reducing its holdings of Treasury securities and agency debt and agency mortgage-backed securities, as described in the Plans for Reducing the Size of the Federal Reserve's Balance Sheet that were issued in May. The Committee is strongly committed to returning inflation to its 2 percent objective.**
- **Federal Reserve is expected to again aggressively increase rates at their remaining two scheduled meetings in November and December 2022.**

We continue to monitor all aspects of our portfolio and the interest rate markets, in consultation with our investment advisor, the RedTree Investment Group.

Market Updates for August include:

- Rates have risen each month in 2022, as investors price in expectations from the Federal Reserve.
- The market has priced in an additional 1.50% in rate increases over the next 6 months.
- Many of the same themes remain regarding the economy, as employment is strong, but inflation is a major cause for concern.

Operating Portfolio activity summary comments for this month include:

- August saw a combination of reinvesting and additional monies, resulted in an increase in yield of over 0.80% for the month.

- The average yield on invested securities in August was 3.43%, with rates as high as 4.06%.
 - There is ample liquidity built into the portfolio to meet any withdrawal needs.
3. **Other Local Revenue:**
- \$110,109 or 77.6% more than prior year which is primarily due to \$86,547 of property tax valuation settlement payments received in July 2022 vs none in July 2021 and a \$16,274 higher prescription drug rebate in August 2022 vs August 2021.
4. **State Foundation:**
- \$30,038 or 1.2% less than prior year;
 - Fiscal 2023 is the second year under the new State biennial budget's Ohio Fair School Funding plan;
 - Normally, State Foundation payments are merely estimates until the ADM counts are finalized and adjusted starting in January.
5. **Homestead Exemption & Rollback (HERB):**
- No revenue for this category received in July or August of either year.
6. **Other State Revenue:**
- \$183,389 more than prior year, due to the receipt of the restricted portions of the State Foundation payments under the Ohio Fair School Funding plan incorporated into the biennial budget beginning in July 2021, that was not implemented and paid until January 2022. The categories include Student Wellness & Success Funds, English Language Learners, Career Tech Education, Gifted Supplement, and the Disadvantaged Pupil Impact Aid.
7. **Federal Receipts:**
- \$3,718 or 84.8% less receipts this fiscal YTD than last due to timing difference in payments received covering the last months of the prior school year as compared to a year ago.
8. **Total Revenue:**
- \$166,192 or 0.5% less than prior year;
 - Variance due to slightly smaller tax advances and settlements received in July & August of this fiscal year as compared to the prior fiscal year.

EXPENDITURES

9. **Salaries & Wages:**
- Payrolls averaged \$2,488,108 YTD this year vs. \$2,461,995 for prior YTD, for a 1.1% increase from last year's payrolls for the same number of year-to-date pay dates;
 - Excluding sick leave severance payments, increase of 1.0% from prior year;
 - Overall change reflects cumulative effect of contractual and step increases, retirements and replacements that went into effect over the last 12 months as well as timing of supplemental contract payments;
 - YTD total salaries and wages (including severance payments) are \$184,299 or 1.9% above prior year, different from above % due to timing of grant fund chargebacks;
 - Total salaries charged to the ESSER's Fund 507 amount to \$358,697 this FYTD;

- Classified overtime paid in August 2022 was \$65,715 more than August 2021, while the cumulative YTD payments totaled \$129,637 more than the prior YTD;
 - Classified temporary wages this YTD are \$74,681 less than last YTD, while certified temporary wages this YTD are \$107,463 less than prior YTD, for a combined net \$182,144 less this YTD;
 - Sick leave severance payments increased by \$5,541 or 5.3% to \$109,346 through this YTD from \$103,805 for prior YTD;
 - Amount and timing of such payments vary from year to year depending on number of retirements.
10. **Fringe Benefits:**
- \$230,516 or 7.0% more than prior YTD, primarily due to health insurance increases.
11. **Purchased Services:**
- \$261,621 or 16.0% more than prior YTD, including \$1,152 less for utilities, \$127,491 less for out-of-district tuition, \$18,534 more for pupil transportation, \$301,743 more for repairs & maintenance, and \$69,987 more for all other purchased services.
12. **Textbooks, Materials & Supplies:**
- \$248,962 or 31.4% more than prior YTD.
13. **Capital Outlay:**
- \$15,810 or 11.7% more than prior YTD.
14. **Other Expenses:**
- \$30,972 or 4.4% more than prior YTD.
15. **Transfers & Advances Out:**
- \$-0- or 0.0% more than prior YTD.
16. **Total Expenditures:**
- \$972,180 or 5.9% more than prior YTD;
 - Variance due to routine cost increases including salary adjustments due to steps, combined with timing differences in some of the various expense categories, including chargebacks to the ESSER II & III funds;
 - Outstanding Encumbrances current month-end total of \$14.1 million, which includes \$4.2 million for Professional & Technical Services, \$1.5 million for Repairs & Maintenance, \$1.3 million for utilities, \$1.2 million for out-of-district tuition, \$1.0 million for Pupil Transportation; \$2.5 million for Textbooks, Materials & Supplies, and \$1.4 million for Capital Outlay, total \$14,788 more than prior year, primarily due to timing of encumbrances and payments.
 - Encumbrance variance primarily attributable to \$0.2 million increase in Professional & Technical Services; \$0.05 million decrease in Repairs & Maintenance; \$0.8 million decrease in Out-of-District Tuition; \$0.8 million increase in Pupil Transportation; \$0.8 million decrease in Textbooks, Materials & Supplies; \$0.6 million increase in Capital Outlay; and \$0.05 million increase in Other Expenses.

B. CASH BALANCES

1. **Cash Balance:** Cash balance reflects an increase of \$3.6 million from that of one year ago. This is due to the \$4.7 million higher beginning of year balance,

decreased by the \$1.1 million larger excess of expenditures over revenues (deficit) for the current YTD vs. the prior YTD.

2. **Cash Deficits - Grant Funds:** The following cash deficits are due to a delay in the receipt of state or federal fund cash requests from the State: Fund 401 - \$; Fund 499 - \$1,721; Fund 507 - \$284,991; Fund 516 - \$98,302; Fund 551 - \$974; Fund 572 - \$2,318; Fund 587 - \$947; and Fund 590 - \$18,863.
3. **Cash Deficit – Other:** The Fund 009 cash deficit of \$80,697 is due to the funding of the “stored value” purchasing cards used by classroom teachers in purchasing items for the classroom (the \$35 student activity fee collected at the start of school is the primary funding source for these expenditures).

C. OTHER ITEMS

1. Casino Revenue:

Included in August 2022 Other State Revenue was the District’s share of the twentieth casino tax distribution to school districts, which amounted to \$149,647, which is included in line 10, Other State revenue on the financial summary in Section 4 of this monthly financial report. This is compared to the eighteenth payment received in August of 2021 that amounted to \$142,237.

Such payments are distributed to school districts twice per year in January and August. The amount of such payments is contingent upon the amount of the gross casino revenue (gross revenue net of payments to winners) during the previous six-month period. The total received in Fiscal 2022 was \$286,752, Fiscal 2021 was \$197,942 (decrease due to COVID closures), and Fiscal 2020 was \$261,269.

2. Requesting Tax Advances:

Included on the October Board meeting agenda is the recurring annual resolution requesting tax advances from the County Treasurer for calendar 2023. Without the advance request, the District would receive all of its tax collections in the two semi-annual settlement payments normally paid in March/April and September/October. By requesting the advances, the District improves both cash flow and investment income.

3. School District Tax Levy Unofficial Results:

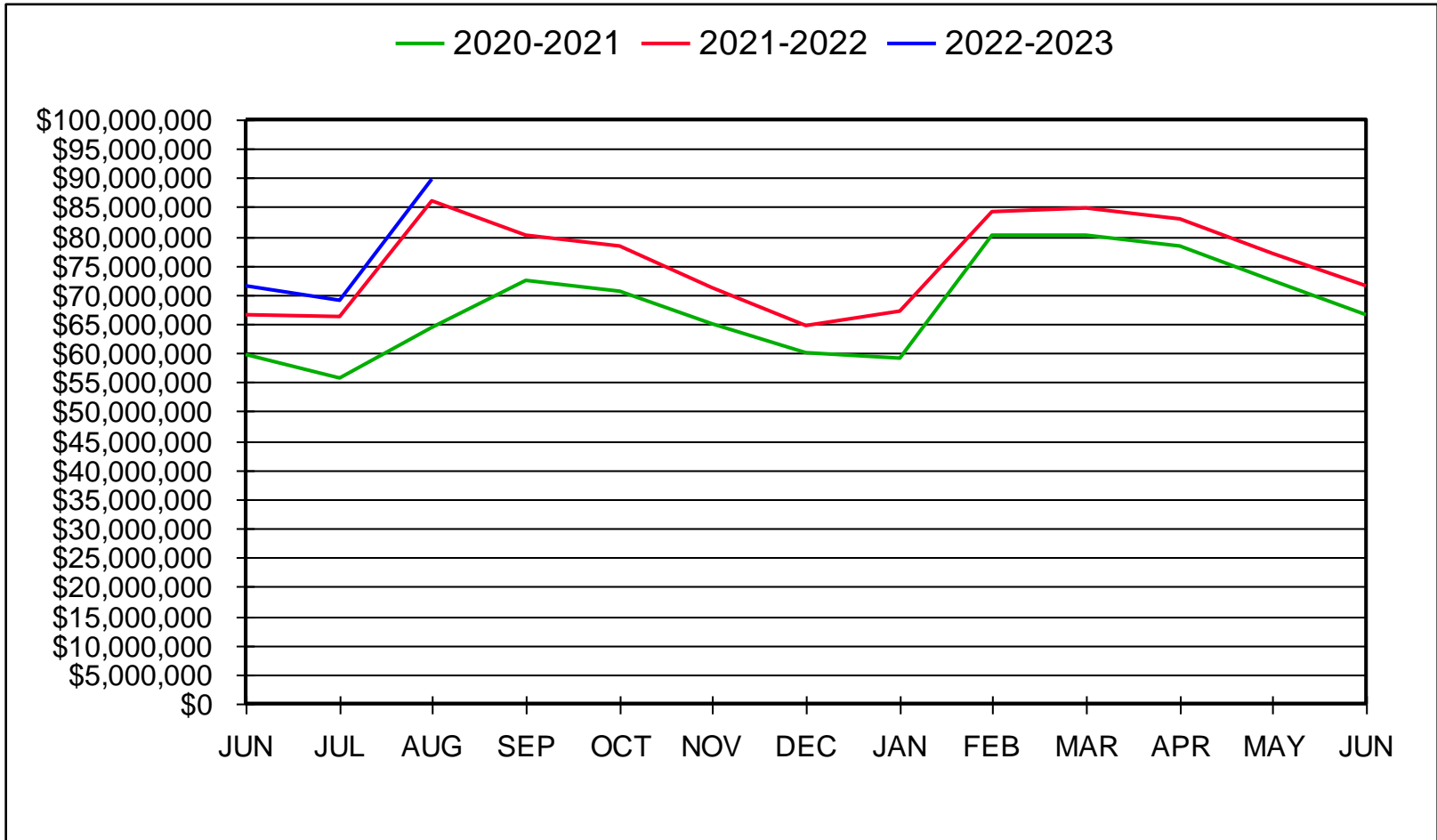
Of the three Ohio school district funding issues (three districts) on the August 2nd ballot, unofficial results show 2 or 66.7% of the issues passed. 2 or 100.0% of the 2 renewal levies passed and 0 or 0.0% of the 1 new tax levy passed. Of the 3 issues, 2 or 66.7% of 3 operating levies passed and 0 or 0.0% of 0 capital levies passed. In Cuyahoga County there were no issues.

4. Commercial Paper & Bankers’ Acceptance Annual Report:

At the end of August, in accordance with the annual filing requirements of ORC 135.142, the District filed with the Auditor of State and the State Superintendent of Public Instruction a report detailing the activity in the District’s investment portfolio relative to all commercial paper and banker’s acceptances transactions and holdings during the fiscal year. The report includes all purchase and sale transactions, as well as all income earned from such holdings. The report only requires reporting of activity for commercial paper or banker’s acceptances (there were no BA’s in F22 for the District). A copy of the report is included in Section 11 of this month’s Financial Report. Note, because the District maintained two agency accounts (one for the capital fund and one for the general fund) the report includes two sets of each report for purchases & sales and income.

2. CHARTS

SHAKER HEIGHTS CITY SCHOOL DISTRICT GENERAL FUND CASH BALANCE



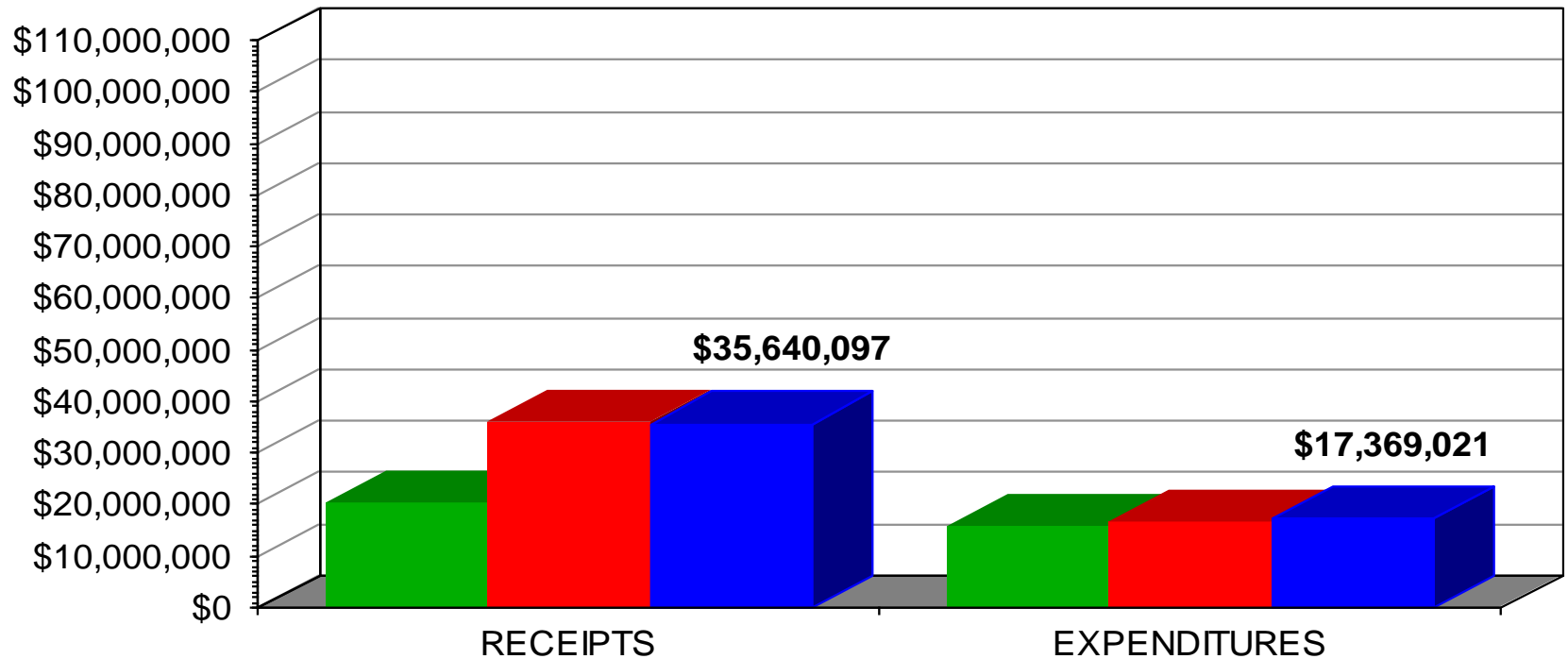
August 31, 2022

SHAKER HEIGHTS CITY SCHOOL DISTRICT

GENERAL FUND

(Fiscal Year to Date)

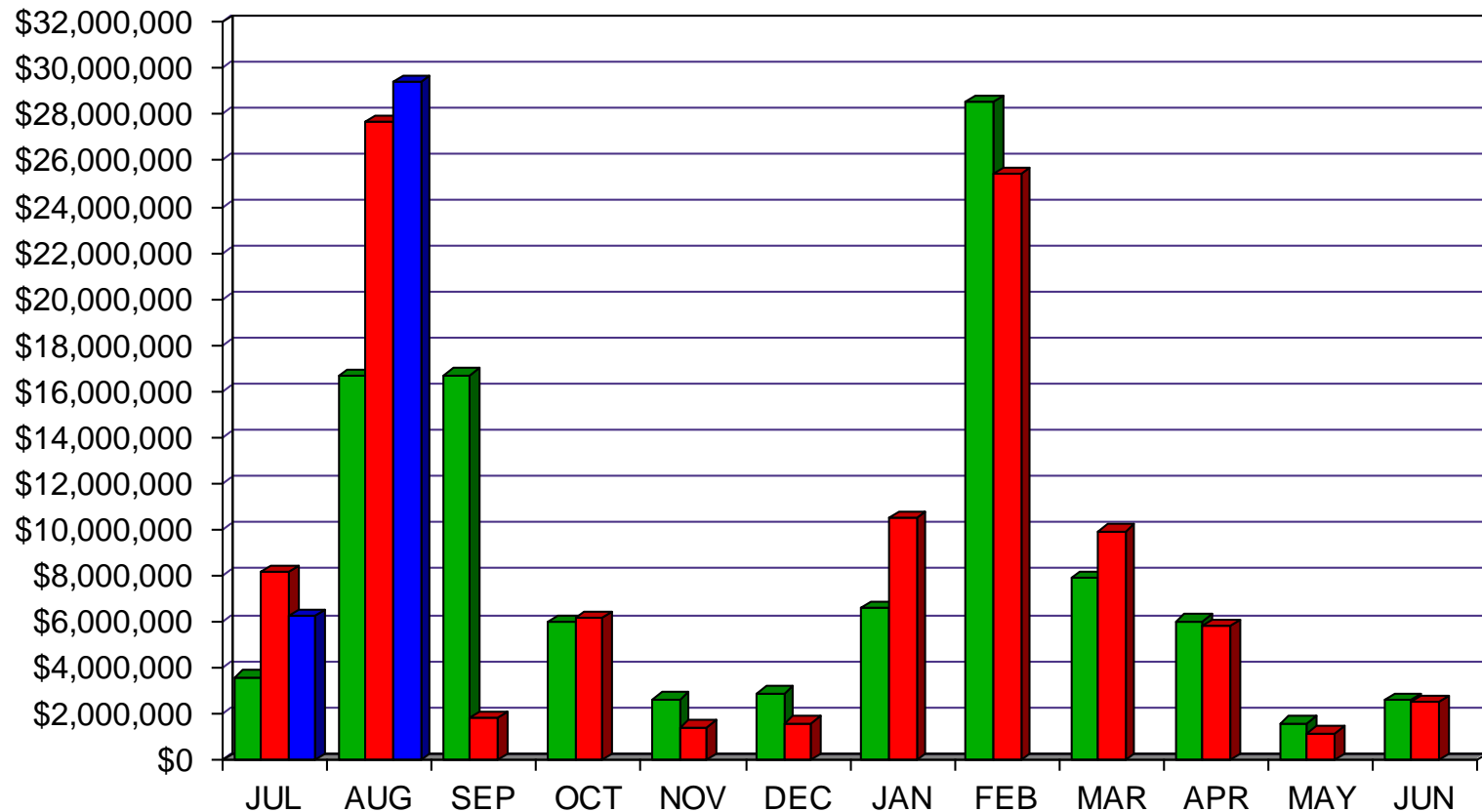
■ 2020-2021 ■ 2021-2022 ■ 2022-2023



August 31, 2022

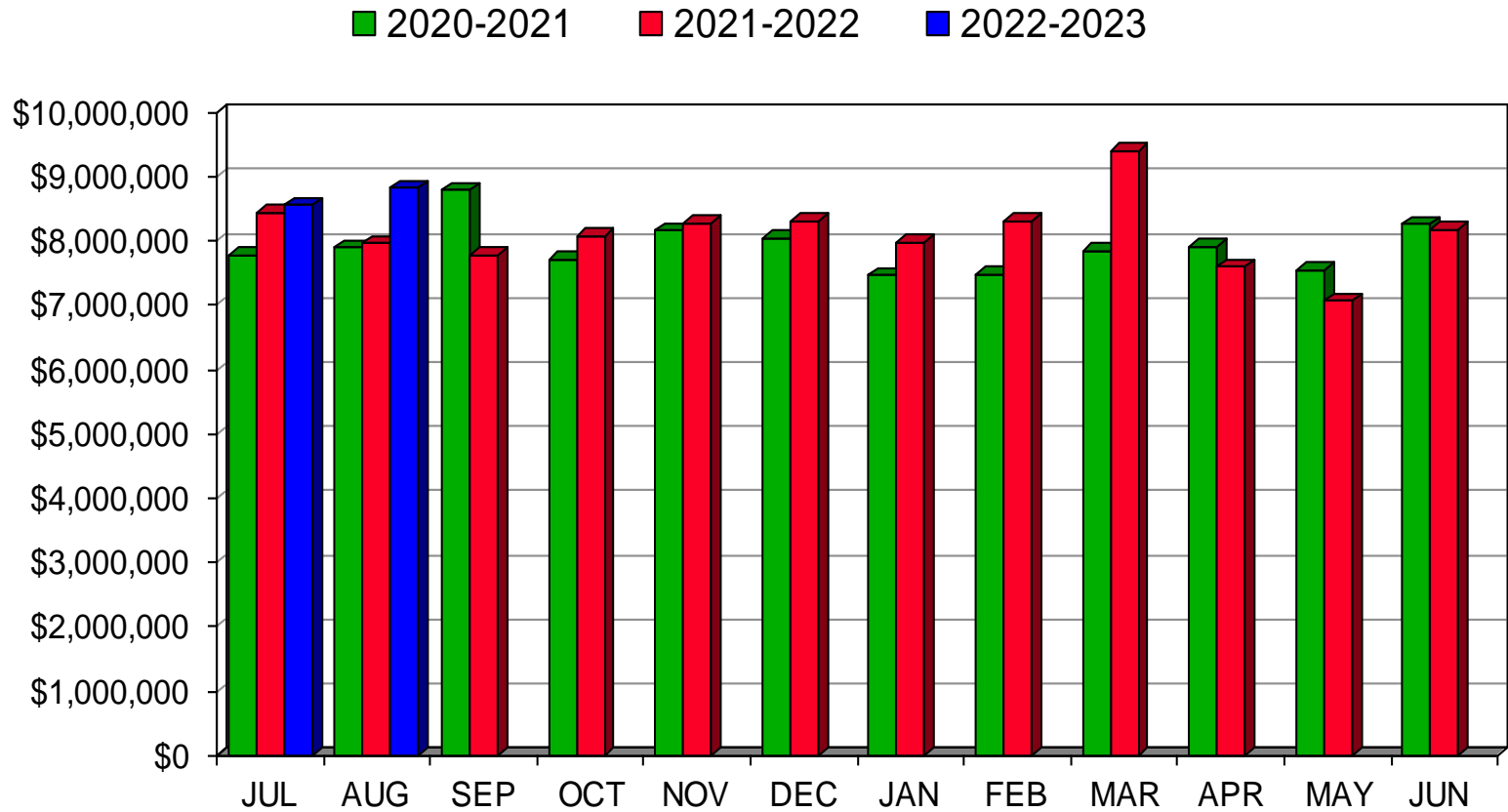
SHAKER HEIGHTS CITY SCHOOL DISTRICT GENERAL FUND RECEIPTS

■ 2020-2021 ■ 2021-2022 ■ 2022-2023



August 31, 2022

SHAKER HEIGHTS CITY SCHOOL DISTRICT GENERAL FUND EXPENDITURES



August 31, 2022

3. CONSOLIDATED INVESTMENT PORTFOLIO



	Total Investments	Average Yield	Average Maturity
RedTree Investment Account - Operations:			
U.S. Government Agency Notes	\$ 33,832,536.65	1.25%	2.27 yrs
Commercial Paper	\$ 31,412,181.97	3.35%	0.5 yrs
Certificates of Deposit	\$ 10,142,994.60	1.95%	1.14 yrs
Variable Rate U.S. Agency Notes	\$ 530,000.00	1.09%	3.42 yrs
U.S Treasury Notes	\$ 12,746,114.46	1.65%	1.57 yrs
Municipal Bonds	\$ 4,755,961.45	1.36%	2.07 yrs
Money Market Fund	\$ 29,638.24	2.1%	1 day
Total Portfolio	\$ 93,449,427.37	2.11%	1.43 yrs
Cash			
Star Ohio - General	\$ 10,555,763.86	2.36%	1 day
Huntington Operating	\$ 5,213,038.02	0.05%	1 day
Total Portfolio	\$ 109,218,229.25	2.02%	1.24 yrs



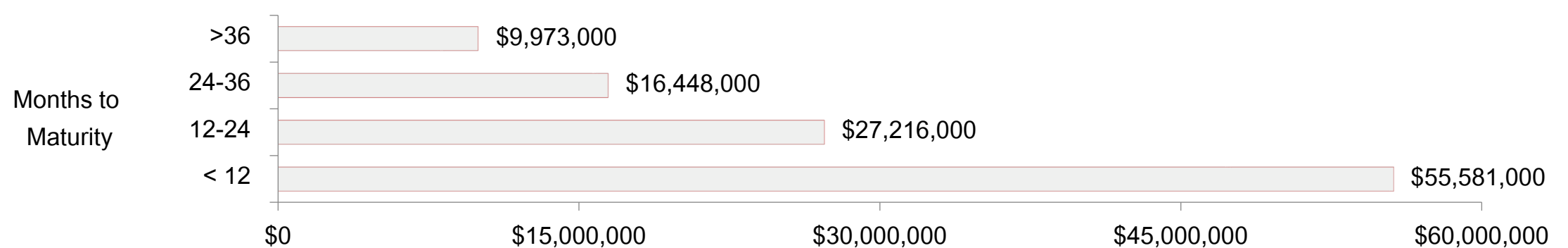
Market Update

- Rates have risen each month in 2022, as investors price in expectations from the Federal Reserve.
 - The market has priced in an additional 1.50% in rate increases over the next 6 months.
- Many of the same themes remain regarding the economy, as employment is strong, but inflation is a major cause for concern.

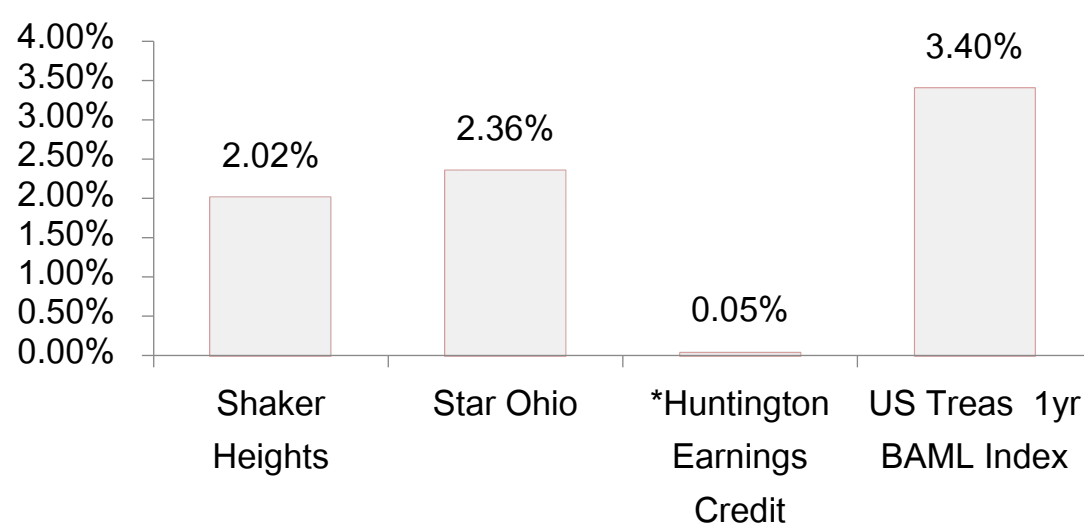
Operating Portfolio: Summary of Monthly Activity

- August saw a combination of reinvesting and additional monies, resulted in an increase in yield of over 0.80% for the month.
 - The average yield on invested securities in August was 3.43%, with rates as high as 4.06%.
- There is ample liquidity built into the portfolio to meet any withdrawal needs.

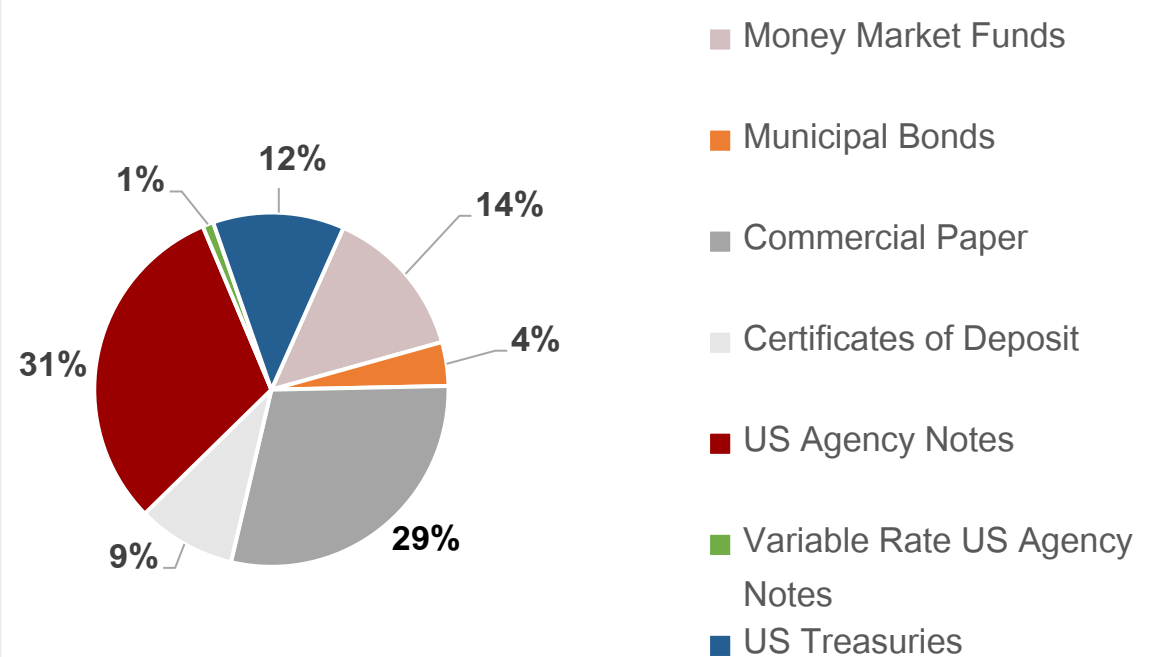
Maturity Distribution



Yield Comparison



Investment Allocation



*Earnings credit to offset bank charges; does not pay actual interest



**Shaker
Heights
Schools**

Monthly Transaction Summary

Operating Portfolio

August 31, 2022



REDTREE
INVESTMENT GROUP

Redeemed Securities : Sales, Calls, and Maturities

Security	Maturity Date	CUSIP	Date	Original Cost Basis	Income Received
Citigroup (Maturity)	8/1/2022	17327BH16	8/1/2022	\$1,995,800.00	\$4,200.00
National Bank of Canada (Maturity)	8/1/2022	63307MH10	8/1/2022	\$499,039.45	\$960.55
Toyota Motor Credit (Maturity)	8/1/2022	89233HH15	8/1/2022	\$798,380.00	\$1,620.00
MUFG Bank (Maturity)	8/5/2022	62479MH55	8/5/2022	\$1,996,157.78	\$3,842.22
Natixis NY (Maturity)	8/5/2022	63873KH59	8/5/2022	\$998,050.00	\$1,950.00
Societe Generale (Sale)	8/16/2022	83369CHG2	8/8/2022	\$746,887.50	\$2,720.83
Standard Chartered Bank (Sale)	8/15/2022	85324UHF3	8/8/2022	\$1,523,421.00	\$5,879.88
JP Morgan (Sale)	8/16/2022	46640QHG9	8/12/2022	\$971,913.00	\$2,835.67
Societe Generale (Maturity)	8/16/2022	83369CHG2	8/16/2022	\$846,472.50	\$3,527.50
Standard Chartered Bank (Maturity)	8/16/2022	85324UHG1	8/16/2022	\$1,017,579.20	\$2,420.80
TD USA (Maturity)	8/17/2022	89119BHH2	8/17/2022	\$3,983,964.44	\$16,035.56
National Bank of Canada (Maturity)	8/26/2022	63307MHS1	8/26/2022	\$1,993,749.86	\$6,250.14
Total Redeemed Securities				\$17,371,414.73	\$52,243.15

Purchased Securities

Security	Maturity Date	CUSIP	Date	Cost Basis	Projected Annual Income
US Treasury Note	2/29/2024	912828W48	8/5/2022	\$1,476,562.50	\$31,875.00
Canadian Imp Holdings	5/4/2023	13608BS47	8/8/2022	\$1,945,602.22	\$54,397.78
Lloyds Bank	4/28/2023	53948BRU5	8/8/2022	\$973,334.72	\$26,665.28
MUFG Bank	5/1/2023	62479MS12	8/8/2022	\$973,400.00	\$26,600.00
Royal Bank of Canada (RBC)	5/4/2023	78015DS43	8/8/2022	\$1,945,751.66	\$54,248.34
Standard Chartered Bank	5/5/2023	85324US53	8/8/2022	\$1,200,173.00	\$34,827.00
Citigroup	5/8/2023	17327BS89	8/12/2022	\$971,979.16	\$28,020.84
Federal Farm Credit Bank	8/17/2026	3133ENF96	8/17/2022	\$1,000,000.00	\$39,600.00
Federal Home Ln Bank	3/8/2024	3130A0XE5	8/17/2022	\$1,497,675.00	\$48,750.00
Federal Home Ln Bank	12/8/2023	3130A0F70	8/18/2022	\$1,253,280.65	\$42,293.50
JP Morgan	2/17/2023	46640QPH8	8/22/2022	\$982,597.22	\$17,402.78
Federal Farm Credit Bank	8/24/2026	3133ENH45	8/24/2022	\$497,013.00	\$15,600.00
Federal Home Ln Mtg	8/25/2025	3134GXS21	8/25/2022	\$600,000.00	\$22,800.00
MUFG Bank	2/24/2023	62479MPQ0	8/29/2022	\$1,964,498.34	\$35,501.66
Societe Generale	4/25/2023	83369CRR7	8/29/2022	\$1,462,656.25	\$37,343.75
Federal Home Ln Bank	8/22/2025	3130ASVZ9	8/30/2022	\$600,000.00	\$24,000.00
Federal Home Ln Bank	5/28/2024	3130ASYT0	8/30/2022	\$500,000.00	\$17,550.00
Federal Home Ln Mtg	8/28/2024	3134GXQ49	8/30/2022	\$500,000.00	\$18,750.00
Mizuho Securities	1/30/2023	60689GNW2	8/30/2022	\$1,971,907.50	\$28,092.50
TD USA	5/26/2023	89119BSS6	8/30/2022	\$971,530.83	\$28,469.17
MUFG Bank	5/26/2023	62479MSS3	8/31/2022	\$805,655.18	\$24,344.82
Societe Generale	5/1/2023	83369CS13	8/31/2022	\$1,592,951.89	\$42,048.11
US Treasury Note	8/31/2025	9128284Z0	8/31/2022	\$692,579.88	\$19,387.50
US Treasury Note	8/31/2024	91282CFG1	8/31/2022	\$1,047,949.22	\$34,125.00
Total Security Purchases				\$27,427,098.22	\$752,693.03

Interest Earnings Received

Asset Class	Total Income Received
Cash (Star Ohio/Huntington)	\$4,921.60
Money Market Funds	\$3,293.41
Certificates of Deposit	\$18,232.69
Commercial Paper	\$52,243.15
U.S. Treasury Notes	\$2,842.67
U.S. Agency Notes	(\$2,654.69)
Total Interest Earnings for the period	\$78,878.83

Realized Gains and Losses

Security	CUSIP	Realized Gain/Loss
N/A for August		
Total Realized Gains and Losses for the period		\$0.00

This consolidated report is provided for informational purposes and as a courtesy to the client, and may include assets that the firm does not hold on behalf of the customer and which are not included on the firm's books and records. The above named unaffiliated entities provide the source data or hold the assets. Advisory services offered through RedTree Investment Group. RedTree Investment Group is a Registered Investment Adviser with the Securities and Exchange Commission (SEC). Registration as an investment adviser does not imply a certain level of skill or training.

RedTree Investment Group
Portfolio Holdings Report
Shaker Heights City Schools
US Bank Custodian Acct Ending x71036
August 31, 2022

Quantity	CUSIP	Security	Coupon	Maturity Date	Call Date	Trade Date	Cost Basis	Market Value	Yield at Cost	Wtd Maturity	
U.S. GOVERNMENT AGENCY NOTES											
500,000	3130ANDP2	Federal Home Ln Bank	0.25	08-18-23	11-18-22	08-18-21	500,000.00	483,051.94	0.25	0.95	
800,000	3133EMHL9	Federal Farm Credit Bank	0.31	11-30-23	09-15-22	08-23-21	800,000.00	767,838.95	0.31	1.23	
1,000,000	3137EAF2	Federal Home Ln Mtg	0.25	12-04-23		04-13-21	998,770.00	959,628.63	0.30	1.24	
1,255,000	3130A0F70	Federal Home Ln Bank	3.37	12-08-23		08-18-22	1,253,280.65	1,251,502.77	3.48	1.23	
1,000,000	3130AMT36	Federal Home Ln Bank	0.25	12-29-23	09-29-22	06-29-21	1,000,000.00	954,171.21	0.25	1.30	
1,500,000	3130A0XE5	Federal Home Ln Bank	3.25	03-08-24		08-16-22	1,497,675.00	1,491,762.36	3.35	1.45	
400,000	3130ALSG0	Federal Home Ln Bank	0.25	03-08-24		05-21-21	399,444.00	380,777.17	0.30	1.49	
1,800,000	3130ALJ70	Federal Home Ln Bank	0.40	03-12-24	09-12-22	03-11-21	1,800,000.00	1,709,748.70	0.40	1.50	
530,000	3130AN5N6	Federal Home Ln Bank	0.50	04-29-24	10-29-22	07-29-21	530,000.00	502,187.26	0.50	1.63	
1,000,000	3133EMGF3	Federal Farm Credit Bank	0.35	05-16-24	09-15-22	11-19-20	998,250.00	944,541.64	0.40	1.67	
500,000	3130ASYT0	Federal Home Ln Bank	3.51	05-28-24	08-28-23	08-30-22	500,000.00	499,175.02	3.51	1.68	
2,000,000	3130ANMM9	Federal Home Ln Bank	0.54	08-26-24	11-26-22	08-26-21	2,000,154.00	1,878,235.78	0.54	1.94	
1,000,000	3130AMFP2	Federal Home Ln Bank	0.50	08-27-24	11-27-22	05-26-21	1,000,000.00	938,288.08	0.50	1.94	
500,000	3134GXQ49	Federal Home Ln Mtg	3.75	08-28-24	02-28-23	08-30-22	500,000.00	499,441.82	3.75	1.90	
1,000,000	3130AMQY1	Federal Home Ln Bank	0.50	09-23-24	09-23-22	06-23-21	1,000,000.00	936,034.09	0.50	2.01	
525,000	3130ANX88	Federal Home Ln Bank	0.50	09-27-24	09-24-22	09-27-21	524,842.50	491,237.85	0.51	2.02	
1,500,000	3130ALTH7	Federal Home Ln Bank	0.51	09-30-24	09-30-22	03-26-21	1,500,000.00	1,403,469.40	0.51	2.03	
345,000	3130APH65	Federal Home Ln Bank	0.61	10-25-24	10-25-22	10-25-21	345,000.00	322,779.15	0.61	2.10	
750,000	3130APQ81	Federal Home Ln Bank	1.00	11-08-24	09-08-22	11-08-21	750,000.00	708,932.69	1.00	2.12	
1,000,000	3135G06E8	Federal Natl Mtg Assoc	0.42	11-18-24	11-18-22	11-18-20	998,250.00	930,656.01	0.46	2.17	
1,000,000	3130AN5H9	Federal Home Ln Bank	0.70	01-22-25	10-22-22	07-22-21	1,000,000.00	930,446.89	0.70	2.33	
1,500,000	3130ANP61	Federal Home Ln Bank	0.68	02-26-25	11-26-22	08-26-21	1,500,000.00	1,390,749.24	0.68	2.43	
650,000	3133EMXS6	Federal Farm Credit Bank	0.72	04-28-25	09-15-22	08-26-21	650,000.00	600,950.41	0.72	2.58	
850,000	3130ANAY6	Federal Home Ln Bank	0.70	04-29-25	10-29-22	07-29-21	849,872.50	784,339.59	0.70	2.59	
1,200,000	3133ELC28	Federal Farm Credit Bank	0.73	05-27-25	09-15-22	08-31-21	1,200,000.00	1,107,079.81	0.73	2.66	
400,000	3130ANTF7	Federal Home Ln Bank	0.70	06-16-25	09-16-22	09-16-21	400,000.00	367,598.99	0.70	2.72	
500,000	3134GXE34	Federal Home Ln Mtg	4.05	07-25-25	09-25-22	07-25-22	500,000.00	498,607.35	4.05	2.70	
600,000	3130ASVZ9	Federal Home Ln Bank	4.00	08-22-25	02-22-23	08-30-22	600,000.00	593,961.16	4.00	2.78	
600,000	3134GXS21	Federal Home Ln Mtg	3.80	08-25-25	08-25-23	08-25-22	600,000.00	597,688.96	3.80	2.79	
1,400,000	3134GWZV1	Federal Home Ln Mtg	0.65	10-22-25	10-22-22	10-23-20	1,400,000.00	1,275,923.07	0.65	3.05	
1,400,000	3130ALCV4	Federal Home Ln Bank	0.75	02-24-26	11-24-22	02-23-21	1,400,000.00	1,263,750.36	0.75	3.38	
1,400,000	3130AKZ25	Federal Home Ln Bank	0.65	02-26-26	11-26-22	02-24-21	1,400,000.00	1,259,108.77	0.65	3.39	
500,000	3130AMSS2	Federal Home Ln Bank	1.05	06-30-26	09-30-22	06-30-21	500,000.00	452,496.45	1.05	3.69	
1,000,000	3133ENF96	Federal Farm Credit Bank	3.96	08-17-26	08-17-23	08-17-22	1,000,000.00	994,776.74	3.96	3.63	
500,000	3133ENH45	Federal Farm Credit Bank	3.12	08-24-26		08-24-22	497,013.00	493,786.23	3.29	3.71	
500,000	3130ANNP1	Federal Home Ln Bank	1.10	08-24-26	09-24-22	08-30-21	500,000.00	451,795.48	1.10	3.83	
500,000	3130ANQD5	Federal Home Ln Bank	1.37	08-26-26		08-26-21	504,985.00	461,701.05	1.17	3.82	
435,000	3130ANXU9	Federal Home Ln Bank	1.00	09-30-26	09-30-22	09-30-21	435,000.00	390,635.42	1.00	3.92	
Accrued Interest								71,263.18			
								33,832,536.65	32,040,119.69	1.25	2.27

VARIABLE RATE U.S. AGENCY NOTES

530,000	3130ALKB9	Federal Home Ln Bank	0.75	03-17-26	09-17-22	03-17-21	530,000.00	484,275.82	1.09	3.42
	Accrued Interest							1,810.83		
							530,000.00	486,086.65	1.09	3.42

MUNICIPAL BONDS

170,000	668571FC1	Northwood LSD, OH GO		07-15-23		09-01-20	165,061.50	164,305.00	1.05	0.85
300,000	531677PC0	Licking Heights LSD, OH GO	0.71	12-01-23		08-01-20	300,000.00	289,236.00	0.71	1.22
525,000	560058X61	Mahoning County, OH GO	2.00	12-01-23		09-14-20	545,795.25	519,676.50	0.75	1.22
100,000	715093HY9	Perrysburg EVSD, OH GO		12-01-23		03-16-22	97,154.00	95,476.00	1.72	1.20
430,000	960470NV0	Westlake CSD, OH GO	0.35	12-01-23		10-19-21	430,000.00	412,946.20	0.35	1.23
150,000	117529FE2	Bryan CSD, OH GO	2.00	01-01-24		10-05-20	157,071.00	148,810.50	0.53	1.30
475,000	199492R50	City of Columbus, OH GO	0.37	04-01-24		02-17-21	475,000.00	450,162.25	0.37	1.55
200,000	668571FD9	Northwood LSD, OH GO		07-15-24		09-01-20	190,886.00	185,622.00	1.24	1.74
210,000	530336DU7	Liberty Center LSD, OH GO		11-01-24		08-01-20	200,134.20	193,552.80	1.17	2.00
700,000	677581JB7	State of Ohio, OH REV	0.52	12-15-24		06-08-21	700,000.00	650,825.00	0.52	2.24
175,000	117529FF9	Bryan CSD, OH GO	2.00	01-01-25		10-05-20	184,859.50	171,843.00	0.65	2.25

Disclosures:

RedTree's internal accounting system is used as the source of the market value of this account. Although obtained from a source believed to be reliable, we cannot guarantee its accuracy. You should review all account statements provided by the custodian and compare with the statements provided by RedTree.

RedTree Investment Group
Portfolio Holdings Report
Shaker Heights City Schools
US Bank Custodian Acct Ending x71036
August 31, 2022

Quantity	CUSIP	Security	Coupon	Maturity Date	Call Date	Trade Date	Cost Basis	Market Value	Yield at Cost	Wtd Maturity
1,310,000	199492Y94	City of Columbus, OH GO	3.12	04-01-26		05-17-22	1,310,000.00	1,275,743.50	3.12	3.32
	Accrued Interest							17,919.70		
							4,755,961.45	4,576,118.45	1.36	2.07
U.S. TREASURY NOTES										
1,000,000	91282CAX9	US Treasury Note	0.12	11-30-22		03-17-22	993,515.63	993,397.00	1.05	0.25
565,000	91282CBU4	US Treasury Note	0.12	03-31-23		07-13-21	564,095.12	554,958.25	0.22	0.57
945,000	91282CCU3	US Treasury Note	0.12	08-31-23		09-24-21	942,563.67	913,954.86	0.26	0.98
400,000	912828U0	US Treasury Note	2.62	12-31-23		06-30-22	397,343.75	395,843.60	3.08	1.29
1,500,000	912828W48	US Treasury Note	2.12	02-29-24		08-05-22	1,476,562.50	1,471,288.50	3.15	1.46
1,000,000	91282CBR1	US Treasury Note	0.25	03-15-24		08-09-21	997,929.69	952,148.00	0.33	1.51
400,000	91282CEG2	US Treasury Note	2.25	03-31-24		06-28-22	394,765.62	392,453.20	3.02	1.52
3,380,000	91282CBV2	US Treasury Note	0.37	04-15-24		06-30-21	3,375,432.81	3,215,884.10	0.42	1.59
500,000	91282CEK3	US Treasury Note	2.50	04-30-24		07-25-22	493,378.91	492,285.00	3.28	1.60
350,000	91282CEX5	US Treasury Note	3.00	06-30-24		06-30-22	349,507.81	347,115.30	3.07	1.76
1,050,000	91282CFG1	US Treasury Note	3.25	08-31-24		08-31-22	1,047,949.22	1,045,980.60	3.35	1.92
530,000	9128283D0	US Treasury Note	2.25	10-31-24		04-12-22	524,161.72	516,874.02	2.70	2.07
705,000	9128284Z0	US Treasury Note	2.75	08-31-25		08-31-22	692,579.88	690,541.86	3.37	2.85
500,000	91282CCZ2	US Treasury Note	0.87	09-30-26		09-30-21	496,328.13	452,304.50	1.03	3.93
	Accrued Interest							24,275.55		
							12,746,114.46	12,459,304.35	1.65	1.57
CERTIFICATES OF DEPOSIT										
249,000	29278TLC2	Enerbank USA, UT	1.70	09-13-22		09-13-19	247,879.50	248,963.89	1.86	0.04
247,000	05580ASH8	BMW Bank of North America, UT	1.85	09-20-22		09-16-19	246,382.50	246,963.20	1.94	0.05
248,000	511640AU8	Lakeland Bank, NJ	1.00	09-27-22		03-23-20	248,000.00	247,793.91	1.00	0.07
249,000	654062JK5	Nicolet National Bank, WI	0.90	09-27-22		03-23-20	249,000.00	248,776.15	0.90	0.07
249,000	27002YES1	EagleBank, MD	1.85	10-04-22		09-26-19	248,626.50	248,933.52	1.91	0.09
249,000	538036FR0	Live Oak Banking Co, NC	1.85	10-11-22		09-26-19	248,564.25	248,903.39	1.92	0.11
249,000	949495AA3	Wells Fargo Natl Bank West, NV	1.80	12-13-22		12-06-19	248,502.00	248,462.41	1.88	0.28
247,000	549104GU5	Luana Savings Bank, IA	2.25	12-21-22		06-11-19	246,814.75	246,732.50	2.27	0.30
246,000	88413QCH9	Third Federal Savings & Loan, OH	2.80	02-28-23		03-01-19	245,532.60	245,928.17	2.85	0.49
246,000	359899AE1	Fulton Bank, PA	2.85	03-07-23		02-22-19	245,569.50	245,976.88	2.90	0.50
249,000	20033AS23	Comenity Capital Bank, UT	2.85	03-15-23		03-04-19	248,564.25	248,962.40	2.91	0.53
248,000	063248KR8	Bank Leumi USA, NY	1.45	03-31-23		03-23-20	247,628.00	245,934.41	1.50	0.57
249,000	56065GAN8	MainStreet Bank, VA	0.25	03-31-23		03-25-21	248,962.65	245,189.30	0.26	0.58
246,000	61760AYA1	Morgan Stanley Private Bank, NY	2.75	04-04-23		03-26-19	245,508.00	245,774.17	2.80	0.58
249,000	03753XBM1	Apex Bank, TN	0.80	05-08-23		05-08-20	248,751.00	245,355.64	0.84	0.68
249,000	27004PBQ5	Eaglemark Savings Bank, NV	0.20	05-19-23		05-18-21	248,875.50	244,118.85	0.23	0.71
249,000	06426KBC1	Bank of New England, NH	2.55	05-23-23		05-06-19	248,526.90	248,247.77	2.61	0.71
249,000	32112UDW8	First Natl Bank of McGregor, TX	0.55	05-26-23		05-26-20	248,626.50	244,597.18	0.60	0.73
249,000	33847E4N4	Flagstar Bank FSB, MI	0.20	06-16-23		06-16-21	248,925.30	243,527.73	0.22	0.78
247,000	06654BCF6	Bankwell Bank, CT	0.50	07-03-23		06-30-20	246,938.25	241,786.32	0.51	0.83
249,000	47804GGU1	John Marshall Bank, VA	0.25	08-03-23		09-03-21	248,937.75	242,537.45	0.26	0.91
249,000	29367SJS4	Enterprise Bank & Trust, MO	1.80	11-08-23		10-23-19	249,000.00	244,947.28	1.81	1.16
249,000	15118RTE7	Celtic Bank, UT	1.80	12-27-23		12-13-19	248,937.75	244,391.01	1.81	1.29
249,000	59013KES1	Merrick Bank, UT	1.85	12-29-23		01-02-20	248,564.25	244,529.95	1.90	1.29
246,000	38148P5B9	Goldman Sachs Bank USA, NY	3.10	02-13-24		02-14-19	245,926.20	245,438.63	3.11	1.41
246,000	856285PG0	State Bank of India, NY	3.15	02-28-24		03-01-19	245,508.00	245,568.27	3.20	1.45
249,000	05465DAJ7	Axos Bank, CA	1.60	03-26-24		03-18-20	249,000.00	242,571.07	1.61	1.53
249,000	90348JJQ4	UBS Bank USA, UT	2.90	04-03-24		03-18-19	248,352.60	247,486.58	2.97	1.53
246,000	14042TAP2	Capital One Bank USA, Glen Allen, VA	2.65	05-22-24		05-21-19	244,856.10	243,225.37	2.75	1.66
246,000	254673J72	Discover Bank, DE	3.10	06-28-24		06-28-22	245,754.00	244,916.12	3.15	1.75

Disclosures:

RedTree's internal accounting system is used as the source of the market value of this account. Although obtained from a source believed to be reliable, we cannot guarantee its accuracy. You should review all account statements provided by the custodian and compare with the statements provided by RedTree.

Questions? Call 888.596.2293 or email info@redtreeinv.com



RedTree Investment Group
Portfolio Holdings Report
Shaker Heights City Schools
US Bank Custodian Acct Ending x71036
August 31, 2022



Quantity	CUSIP	Security	Coupon	Maturity Date	Call Date	Trade Date	Cost Basis	Market Value	Yield at Cost	Wtd Maturity
246,000	14042RSH5	Capital One, NA, Mclean, VA	3.30	07-01-24		06-29-22	245,754.00	245,773.19	3.35	1.76
245,000	795451BP7	Sallie Mae Bank, UT	3.30	07-08-24		07-07-22	244,755.00	244,751.81	3.34	1.78
245,000	07371DCC9	Beal Bank, NV	3.05	07-10-24		07-11-22	244,816.25	243,642.94	3.09	1.79
249,000	89235MLF6	Toyota Financial Savings Bank, NV	0.55	08-05-24		08-05-21	248,626.50	235,912.31	0.60	1.89
249,000	87165ET80	Synchrony Bank, UT	0.55	09-03-24		09-03-21	248,626.50	235,379.70	0.60	1.96
249,000	07815ABE6	Bell Bank, ND	1.10	03-26-25		03-23-20	249,000.00	234,781.10	1.10	2.49
249,000	694231AC5	Pacific Enterprise Bank, CA	1.15	03-31-25		03-23-20	248,875.50	235,025.12	1.16	2.50
246,000	02589AC34	American Express Nat'l Bank, UT	2.55	04-07-25		04-06-22	245,631.00	240,683.94	2.60	2.46
246,000	61690UH60	Morgan Stanley Bank, UT	3.10	05-12-25		05-11-22	245,631.00	243,915.15	3.15	2.54
246,000	06740KQS9	Barclay's Bank, DE	3.05	06-02-25		06-02-22	245,815.50	243,532.37	3.08	2.60
245,000	02007GUZ4	Ally Bank, UT	3.25	07-07-25		07-07-22	244,448.75	243,745.60	3.33	2.69
	Accrued Interest							31,598.07		
							10,142,994.60	10,055,280.84	1.95	1.14

COMMERCIAL PAPER

1,000,000	85324UJC8	Standard Chartered Bank		09-12-22		03-21-22	993,340.28	999,222.00	1.38	0.03
1,000,000	83369CK52	Societe Generale		10-05-22		03-21-22	991,475.00	997,676.00	1.56	0.10
260,000	85324UKM4	Standard Chartered Bank		10-21-22		01-26-22	258,741.89	259,080.12	0.65	0.14
500,000	60689GKT2	Mizuho Securities		10-27-22		06-29-22	495,791.67	497,904.00	2.55	0.16
1,500,000	53948BL98	Lloyds Bank		11-09-22		03-21-22	1,484,660.83	1,491,870.00	1.60	0.19
1,000,000	63873KLH8	Natixis NY		11-17-22		07-21-22	990,017.22	993,838.00	3.05	0.22
500,000	06369MLN1	Bank of Montreal		11-22-22		06-23-22	493,941.11	496,723.50	2.91	0.23
300,000	83369CLU6	Societe Generale		11-28-22		06-30-22	296,564.75	297,906.90	2.76	0.25
515,000	62479MMW0	MUFG Bank		12-30-22		07-29-22	508,060.38	509,339.63	3.19	0.33
1,000,000	06369MNJ8	Bank of Montreal		01-18-23		07-22-22	983,150.00	987,038.00	3.43	0.38
1,000,000	60689GNL6	Mizuho Securities		01-20-23		07-25-22	983,442.50	986,364.00	3.39	0.39
2,000,000	60689GNW2	Mizuho Securities		01-30-23		08-30-22	1,971,907.50	1,970,688.00	3.35	0.42
1,000,000	17327BP17	Citigroup		02-01-23		07-22-22	981,138.89	985,070.00	3.57	0.42
1,000,000	46640QPH8	JP Morgan		02-17-23		08-22-22	982,597.22	983,269.00	3.56	0.46
2,000,000	62479MPQ0	MUFG Bank		02-24-23		08-22-22	1,964,498.34	1,964,914.00	3.63	0.48
500,000	78009BPT3	Royal Bank of Canada (RBC)		02-27-23		07-29-22	490,030.42	490,575.00	3.44	0.49
500,000	78009BQQ8	Royal Bank of Canada (RBC)		03-24-23		06-30-22	487,725.42	488,981.00	3.39	0.56
1,000,000	78009BRB0	Royal Bank of Canada (RBC)		04-11-23		07-22-22	973,480.83	975,878.00	3.73	0.60
800,000	62479MRJ4	MUFG Bank		04-18-23		07-25-22	778,996.00	780,772.00	3.64	0.62
500,000	63873KRQ2	Natixis NY		04-24-23		07-29-22	486,736.81	487,577.00	3.65	0.64
500,000	85324URQ8	Standard Chartered Bank		04-24-23		07-28-22	486,350.00	487,334.50	3.74	0.64
500,000	17327BRR8	Citigroup		04-25-23		07-29-22	486,500.00	487,659.50	3.70	0.64
1,500,000	83369CRR7	Societe Generale		04-25-23		08-29-22	1,462,656.25	1,462,287.00	3.85	0.64
1,000,000	53948BRU5	Lloyds Bank		04-28-23		08-08-22	973,334.72	974,266.00	3.75	0.65
1,000,000	62479MS12	MUFG Bank		05-01-23		08-08-22	973,400.00	974,323.00	3.70	0.66
1,635,000	83369CS13	Societe Generale		05-01-23		08-31-22	1,592,951.89	1,592,674.75	3.91	0.66
2,000,000	13608BS47	Canadian Imp Holdings		05-04-23		08-08-22	1,945,602.22	1,946,726.00	3.74	0.67
2,000,000	78015DS43	Royal Bank of Canada (RBC)		05-04-23		08-08-22	1,945,751.66	1,946,536.00	3.73	0.67
1,235,000	85324US53	Standard Chartered Bank		05-05-23		08-08-22	1,200,173.00	1,201,884.71	3.87	0.67
1,000,000	17327BS89	Citigroup		05-08-23		08-12-22	971,979.16	973,680.00	3.86	0.68
830,000	62479MSS3	MUFG Bank		05-26-23		08-31-22	805,655.18	806,000.55	4.06	0.72
1,000,000	89119BSS6	TD USA		05-26-23		08-30-22	971,530.83	970,043.00	3.92	0.72
							31,412,181.97	31,468,101.17	3.35	0.50

MONEY MARKET FUND

USBMMF	First American Treasury Obligations Fund	2.10	29,638.24	29,638.24	2.10
--------	--	------	-----------	-----------	------

Disclosures:

RedTree's internal accounting system is used as the source of the market value of this account. Although obtained from a source believed to be reliable, we cannot guarantee its accuracy. You should review all account statements provided by the custodian and compare with the statements provided by RedTree.

Questions? Call 888.596.2293 or email info@redtreeinv.com



RedTree Investment Group
Portfolio Holdings Report
Shaker Heights City Schools
US Bank Custodian Acct Ending x71036
August 31, 2022



Quantity	CUSIP	Security	Coupon	Maturity Date	Call Date	Trade Date	Cost Basis	Market Value	Yield at Cost	Wtd Maturity
TOTAL PORTFOLIO							93,449,427.37	91,114,649.39	2.11	1.43

Disclosures:

RedTree's internal accounting system is used as the source of the market value of this account. Although obtained from a source believed to be reliable, we cannot guarantee its accuracy. You should review all account statements provided by the custodian and compare with the statements provided by RedTree.

Questions? Call 888.596.2293 or email info@redtreeinv.com

4. FINANCIAL SUMMARY FOR GENERAL FUND

Shaker Heights City School District
Financial Statement-General Fund
Fiscal Year Ending
June 30, 2023

	A	B	D	E	F	G	H	I	J	K	L	M	N
1				Month of August					Year-To-Date August				
2				<u>Actual F23</u>	<u>Actual F22</u>	<u>\$ Inc(Dec)</u>	<u>%Inc(Dec)</u>		<u>Actual F23</u>	<u>Actual F22</u>	<u>\$ Inc(Dec)</u>	<u>%Inc(Dec)</u>	
3		REVENUE:											
4		Real Estate Taxes		26,080,432	24,536,641	\$1,543,791	6.3%		\$30,772,432	\$31,321,641	(\$549,209)	-1.8%	
5		Pers.Prop./Public Utility Taxes		1,644,514	1,555,896	88,618	5.7%		\$1,644,514	\$1,555,896	88,618	5.7%	
6		Investment Earnings		77,229	55,966	21,263	38.0%		\$107,933	\$73,276	34,657	47.3%	
7		Other Local		101,115	85,887	15,228	17.7%		251,917	141,808	110,109	77.6%	
8		State Foundation		1,269,193	1,283,524	(14,331)	-1.1%		2,537,010	2,567,048	(30,038)	-1.2%	
9		Homestead Exemption & RollBack		0	0	0	#DIV/0!		0	0	0	#DIV/0!	
10		Other State		237,701	142,237	95,464	67.1%		325,626	142,237	183,389	128.9%	
11		Federal-primarily Medicaid reimb.		0	0	0	#DIV/0!		665	4,383	(3,718)	-84.8%	
12		Transfers & Advances In		0	0	0	#DIV/0!		0	0	0	#DIV/0!	
13		TOTAL REVENUE		29,410,184	27,660,151	1,750,033	6.3%		35,640,097	35,806,289	(166,192)	-0.5%	
14				0	0	0			0	0	0		
15		EXPENDITURES:											
16		Salaries & Wages		4,927,264	4,911,560	15,704	0.3%		10,024,308	9,840,009	184,299	1.9%	
17		Fringe Benefits:											
18		Health Insurance		878,525	792,300	86,225	10.9%		1,756,425	1,580,282	176,143	11.1%	
19		Retirement Expense		775,373	769,416	5,957	0.8%		1,579,569	1,542,231	37,338	2.4%	
20		All Other Fringes		91,144	81,529	9,615	11.8%		181,302	164,267	17,035	10.4%	
21		Total Fringe Benefits		1,745,042	1,643,245	101,797	6.2%		3,517,296	3,286,780	230,516	7.0%	
22		Purchased Services:		0	0				0	0			
23		Utilities		70,038	82,864	(12,826)	-15.5%		103,935	105,087	(1,152)	-1.1%	
24		Out-of-District Tuition		371,978	136,864	235,114	171.8%		439,251	566,742	(127,491)	-22.5%	
25		Pupil Transportation		26,378	22,750	3,628	15.9%		67,293	48,759	18,534	38.0%	
26		Repairs & Maintenance		306,313	154,352	151,961	98.5%		538,779	237,036	301,743	127.3%	
27		All Other Purchased Services		311,163	215,406	95,757	44.5%		746,103	676,116	69,987	10.4%	
28		Total Purchased Services		1,085,870	612,236	473,634	77.4%		1,895,361	1,633,740	261,621	16.0%	
29		Textbooks, Materials & Supplies		463,309	215,424	247,885	115.1%		1,041,850	792,888	248,962	31.4%	
30		Capital Outlay		46,545	55,778	(9,233)	-16.6%		151,359	135,549	15,810	11.7%	
31		Other-primarily Cty.Aud.&Treas.Fees		547,596	528,350	19,246	3.6%		738,847	707,875	30,972	4.4%	
32		Transfers & Advances Out		0	0	0	#DIV/0!		0	0	0	#DIV/0!	
33		TOTAL EXPENDITURES		8,815,626	7,966,593	849,033	10.7%		17,369,021	16,396,841	972,180	5.9%	
34				0	0	0			0	0	0		
35		Net Revenues/(Expenditures)		20,594,558	19,693,558	901,000	4.6%		18,271,076	19,409,448	(1,138,372)	-5.9%	
36													
37		Cash, Beginning of Period		69,089,527	66,376,321	2,713,206	4.1%		71,413,009	66,660,431	4,752,578	7.1%	
38													
39		Cash, End of Month		89,684,085	86,069,879	3,614,206	4.2%		89,684,085	86,069,879	3,614,206	4.2%	
40				0	0	0			0	0	0		
41		Less O/S Encumbrances		14,137,537	14,122,749	14,788	0.1%		14,137,537	14,122,749	14,788	0.1%	
42		Less Budget Reserve		353,070	353,070	0	0.0%		353,070	353,070	0	0.0%	
43											0		
44		Fund Balance, End of Month		\$75,193,478	\$71,594,060	\$3,599,418	5.0%		\$75,193,478	\$71,594,060	\$3,599,418	5.0%	
45				0	0	0			0	0	0	0.0%	
46		Total General Obligation Debt Outstanding							33,840,000	36,510,000	0		
47													

5. FINANCIAL REPORT BY BANK

SHAKER HEIGHTS CITY SCHOOL DISTRICT FINANCIAL REPORT BY BANK

AUGUST 2022

	<u>BEGINNING OF YEAR BALANCE</u>	<u>RECEIPTS</u> <u>MTD</u>	<u>YTD</u>	<u>EXPENDITURES</u> <u>MTD</u>	<u>YTD</u>	<u>CURRENT FUND BALANCE</u>
HUNTINGTON	(\$1,625,724.24)	\$11,902,790.86	\$22,015,140.41	\$10,931,601.20	\$21,268,202.16	(\$878,785.99)
INVESTMENTS & OTHER DEPOSITS	89,537,480.83	21,142,361.21	19,680,748.42	0.00	0.00	109,218,229.25
Payroll Funding Transfer A/C -for 1st of next mth	2,699,191.38	27,164.23	(60,707.83)	0.00	0.00	2,638,483.55
GRAND TOTAL	\$90,610,947.97	\$33,072,316.30	\$41,635,181.00	\$10,931,601.20	\$21,268,202.16	\$110,977,926.81
	0.00	0.00	0.00	0.00	0.00	0.00

Note-HNB A/C is negative due to o/s cks that will be covered by transfers from the Inv.&OtherDeposits A/C in accordance with controlled disbursement feature of HNB A/C.

6. FINANCIAL REPORT BY FUND

EFINANCEPLUS
 DATE: 09/15/2022
 TIME: 09:38:04
 SELECTION CRITERIA : ALL

SHAKER HEIGHTS SCHOOLS
 OH Cash Position Report

PAGE NUMBER: 18

ACCOUNTING PERIOD : 2/23

FUND	SCC	DESCRIPTION BEGIN BALANCE	MTD RECEIPTS	FYTD RECEIPTS	MTD EXPENDITURES	FYTD EXPENDITURES	CURRENT FUND BALANCE	CURRENT ENCUMBRANCE	UNENCUMBERED FUND BALANCE
<hr/>									
001		71,413,008.81	29,410,184.53	35,640,097.54	8,815,626.18	17,369,021.22	89,684,085.13	14,137,537.13	75,546,548.00
002		5,749,169.82	1,451,253.04	1,813,253.04	29,726.91	29,726.91	7,532,695.95	20,000.00	7,512,695.95
003		4,589,612.02	355,374.63	464,374.63	0.00	0.00	5,053,986.65	0.00	5,053,986.65
004		507,685.19	2,512.75	70,462.22	0.00	114,768.75	463,378.66	5,330.01	458,048.65
006		821,310.94	110,933.26	112,373.25	2,583.52	64,307.42	869,376.77	627,431.57	241,945.20
007		62,498.43	7,500.00	7,500.00	700.00	31,420.00	38,578.43	330.00	38,248.43
009		374.50	21,015.50	21,620.95	100,053.06	102,692.16	-80,696.71	5,333.00	-86,029.71
011		204,175.11	480.00	480.00	0.00	0.00	204,655.11	3,822.00	200,833.11
014		134,343.61	278.00	1,124.00	2,697.39	4,771.48	130,696.13	5,839.15	124,856.98
018		201,129.22	7,081.18	9,887.59	9,896.00	58,133.51	152,883.30	67,463.65	85,419.65
020		24,841.51	240.00	255.00	0.00	0.00	25,096.51	0.00	25,096.51
022		1,957,633.56	159,840.68	209,976.82	100,125.06	-276,236.94	2,443,847.32	0.00	2,443,847.32
024		4,101,929.26	1,076,271.89	2,154,195.98	1,375,877.53	2,820,610.96	3,435,514.28	22,850.00	3,412,664.28
027		396,540.25	0.00	0.00	0.00	0.00	396,540.25	0.00	396,540.25

EFINANCEPLUS
 DATE: 09/15/2022
 TIME: 09:38:04
 SELECTION CRITERIA : ALL

SHAKER HEIGHTS SCHOOLS
 OH Cash Position Report

PAGE NUMBER: 19

ACCOUNTING PERIOD : 2/23

FUND	SCC	DESCRIPTION BEGIN BALANCE	MTD RECEIPTS	FYTD RECEIPTS	MTD EXPENDITURES	FYTD EXPENDITURES	CURRENT FUND BALANCE	CURRENT ENCUMBRANCE	UNENCUMBERED FUND BALANCE
200		275,379.11	9,451.34	16,607.97	7,632.29	10,752.29	281,234.79	10,000.00	271,234.79
300		291,416.91	37,283.00	50,246.92	63,602.41	110,005.16	231,658.67	125,096.34	106,562.33
401		24,639.37	45,686.86	45,701.91	14,965.49	43,184.24	27,157.04	46,793.70	-19,636.66
467		495,353.89	0.00	0.00	0.00	0.00	495,353.89	0.00	495,353.89
499		-1,720.84	1,720.84	3,441.68	1,720.84	3,441.68	-1,720.84	50,000.00	-51,720.84
507		-296,149.84	218,592.16	514,742.00	284,991.08	503,583.24	-284,991.08	106,045.47	-391,036.55
516		-169,296.92	98,072.47	267,369.39	98,301.66	196,374.13	-98,301.66	10,000.00	-108,301.66
551		-1,424.66	973.70	2,398.36	973.70	1,947.40	-973.70	0.00	-973.70
572		-112,661.60	38,766.79	151,428.39	2,318.38	41,085.17	-2,318.38	0.00	-2,318.38
584		-28,448.63	0.00	28,448.63	0.00	0.00	0.00	0.00	0.00
587		-1,899.56	946.94	2,846.50	946.94	1,893.88	-946.94	0.00	-946.94
590		-28,491.49	17,856.74	46,348.23	18,862.76	36,719.50	-18,862.76	5,491.00	-24,353.76
GRAND TOTALS:		90,610,947.97	33,072,316.30	41,635,181.00	10,931,601.20	21,268,202.16	110,977,926.81	15,249,363.02	95,728,563.79

7. REVENUE ACCOUNT SUMMARY

POWERSCHOOL
DATE: 09/15/2022
TIME: 09:46:48

SHAKER HEIGHTS CITY SCHOOLS
REVENUE STATUS REPORT

PAGE NUMBER: 1
REVSTA11

SELECTION CRITERIA: ALL
ACCOUNTING PERIOD: 2/23

SORTED BY: FUND/SCC,ACCOUNT
TOTALLED ON: FUND/SCC
PAGE BREAKS ON:

FUND/SCC-0010000 GENERAL

ACCOUNT - - - -	TITLE - - - -	BUDGET	PERIOD RECEIPTS	RECEIVABLES	YEAR TO DATE RECEIPTS	AVAILABLE BALANCE	YTD/ BUD
R1111	GENERAL PROPERTY TAX	.00	26,080,432.74	.00	30,772,432.74	-30,772,432.74	.00
R1122	PUBLIC UTILITY PROP TAX	.00	1,644,513.61	.00	1,644,513.61	-1,644,513.61	.00
R1190	OTHER LOCAL TAXES	.00	.00	.00	86,547.00	-86,547.00	.00
R1211	REGULAR DAY SCHOOL	.00	1,987.50	.00	1,987.50	-1,987.50	.00
R1219	MISC TUITION FROM PATRON	.00	.00	.00	296.65	-296.65	.00
R1221	REGULAR DAY SCHOOL	.00	.00	.00	-4.09	4.09	.00
R1223	SPECIAL EDUCATION	.00	.00	.00	-14,044.99	14,044.99	.00
R1224	VOCATIONAL EDUCATION	.00	2,579.44	.00	5,158.89	-5,158.89	.00
R1410	INTEREST ON INVESTMENTS	.00	77,229.30	.00	107,933.77	-107,933.77	.00
R1730	SALE OF TEXTBOOKS	.00	426.00	.00	1,882.20	-1,882.20	.00
R1790	OTHR CLASSRM MATERIAL/FE	.00	18,835.00	.00	19,090.00	-19,090.00	.00
R1810	RENTALS	.00	11,630.27	.00	25,061.27	-25,061.27	.00
R1839	OTHER ENTITIES	.00	62,634.00	.00	119,966.00	-119,966.00	.00
R1860	FINES	.00	1,603.79	.00	1,843.77	-1,843.77	.00
R1890	OTHER MISC RECEIPTS	.00	1,419.23	.00	4,133.06	-4,133.06	.00
R3110	SCHOOL FNDTN BASIC ALLOW	.00	1,269,192.83	.00	2,537,009.49	-2,537,009.49	.00
R3190	OTHR UNREST GRANT-IN-AID	.00	149,647.37	.00	149,647.37	-149,647.37	.00
R3211	POVERTY BASED ASSISTANCE	.00	20,080.62	.00	40,166.27	-40,166.27	.00
R3215	CAREER TECHNICAL EDUCATI	.00	2,870.68	.00	5,741.36	-5,741.36	.00
R3216	GIFTED EDUCATION	.00	18,726.60	.00	37,453.20	-37,453.20	.00
R3217	ENGLISH LEARNER FUNDING	.00	2,841.28	.00	5,548.62	-5,548.62	.00
R3218	STUDENT WELLNESS/SUCCESS	.00	43,534.27	.00	87,068.54	-87,068.54	.00
R4120	UNRSTRD GRANT AID-FED GO	.00	.00	.00	665.31	-665.31	.00
TOTAL GENERAL		.00	29,410,184.53	.00	35,640,097.54	-35,640,097.54	.00
FUND/SCC-0020000 BOND RETIREMENT							
R1111	GENERAL PROPERTY TAX	.00	621,568.68	.00	732,568.68	-732,568.68	.00
R1122	PUBLIC UTILITY PROP TAX	.00	17,930.78	.00	17,930.78	-17,930.78	.00
TOTAL BOND RETIREMENT		.00	639,499.46	.00	750,499.46	-750,499.46	.00
FUND/SCC-0029400 BOND DEC 2017							
R1111	GENERAL PROPERTY TAX	.00	789,340.10	.00	1,040,340.10	-1,040,340.10	.00
R1122	PUBLIC UTILITY PROP TAX	.00	22,413.48	.00	22,413.48	-22,413.48	.00
TOTAL BOND DEC 2017		.00	811,753.58	.00	1,062,753.58	-1,062,753.58	.00
FUND/SCC-0030000 PERMANENT IMPROVEMENT							
R1111	GENERAL PROPERTY TAX	.00	344,168.74	.00	453,168.74	-453,168.74	.00
R1122	PUBLIC UTILITY PROP TAX	.00	11,205.89	.00	11,205.89	-11,205.89	.00
TOTAL PERMANENT IMPROVEMENT		.00	355,374.63	.00	464,374.63	-464,374.63	.00
FUND/SCC-0049150 BUILDING/NON-BOND ISSUE F							
R1890	OTHER MISC RECEIPTS	.00	2,512.75	.00	2,512.75	-2,512.75	.00
R1933	SALE OF PERSONAL PROPERT	.00	.00	.00	67,949.47	-67,949.47	.00
TOTAL BUILDING/NON-BOND ISSUE		.00	2,512.75	.00	70,462.22	-70,462.22	.00

POWERSCHOOL
DATE: 09/15/2022
TIME: 09:46:48

SHAKER HEIGHTS CITY SCHOOLS
REVENUE STATUS REPORT

PAGE NUMBER: 2
REVSTA11

SELECTION CRITERIA: ALL
ACCOUNTING PERIOD: 2/23

SORTED BY: FUND/SCC,ACCOUNT
TOTALLED ON: FUND/SCC
PAGE BREAKS ON:

FUND/SCC-0060000 FOOD SERVICES

ACCOUNT - - - - TITLE - - - - -	BUDGET	PERIOD RECEIPTS	RECEIVABLES	YEAR TO DATE RECEIPTS	AVAILABLE BALANCE	YTD/ BUD
FUND/SCC-0060000 FOOD SERVICES						
R1410 INTEREST ON INVESTMENTS	.00	1,491.46	.00	2,665.55	-2,665.55	.00
R1511 SALES-STUDENT BREAKFAST	.00	144.25	.00	144.25	-144.25	.00
R1512 SALES-STUD TYPE A LUNCH	.00	3,600.95	.00	3,600.95	-3,600.95	.00
R1513 SALES-STUDENT ALA CARTE	.00	6,269.63	.00	6,269.63	-6,269.63	.00
R1514 SALES OF MILK TO STUDENT	.00	50.25	.00	50.25	-50.25	.00
R1523 SALES-ADULT ALA CARTE	.00	322.50	.00	322.50	-322.50	.00
R1590 FOOD SERVICE-OTHR RECEIP	.00	-69.00	.00	-69.00	69.00	.00
R1890 OTHER MISC RECEIPTS	.00	.00	.00	171.00	-171.00	.00
R4120 UNRSTRD GRANT AID-FED GO	.00	87,804.53	.00	87,804.53	-87,804.53	.00
TOTAL FOOD SERVICES	.00	99,614.57	.00	100,959.66	-100,959.66	.00
FUND/SCC-0069291 FOOD SERVICE - PRE PAID						
R1559 OTHER RECPT-SPECIAL FUNC	.00	1,145.20	.00	1,145.20	-1,145.20	.00
TOTAL FOOD SERVICE - PRE PAID	.00	1,145.20	.00	1,145.20	-1,145.20	.00
FUND/SCC-0069292 FOOD SERVICE - PREPAID -						
R1559 OTHER RECPT-SPECIAL FUNC	.00	1,845.25	.00	1,845.25	-1,845.25	.00
TOTAL FOOD SERVICE - PREPAID	.00	1,845.25	.00	1,845.25	-1,845.25	.00
FUND/SCC-0069293 FOOD SERVICE - PREPAID -						
R1559 OTHER RECPT-SPECIAL FUNC	.00	1,123.85	.00	1,123.85	-1,123.85	.00
TOTAL FOOD SERVICE - PREPAID	.00	1,123.85	.00	1,123.85	-1,123.85	.00
FUND/SCC-0069294 FOOD SERVICE - PREPAID -						
R1559 OTHER RECPT-SPECIAL FUNC	.00	1,564.50	.00	1,564.50	-1,564.50	.00
TOTAL FOOD SERVICE - PREPAID	.00	1,564.50	.00	1,564.50	-1,564.50	.00
FUND/SCC-0069295 FOOD SERVICE - PREPAID -						
R1559 OTHER RECPT-SPECIAL FUNC	.00	1,187.00	.00	1,187.00	-1,187.00	.00
TOTAL FOOD SERVICE - PREPAID	.00	1,187.00	.00	1,187.00	-1,187.00	.00
FUND/SCC-0069296 FOOD SERVICE - PREPAID -						
R1559 OTHER RECPT-SPECIAL FUNC	.00	-148.70	.00	-148.70	148.70	.00
TOTAL FOOD SERVICE - PREPAID	.00	-148.70	.00	-148.70	148.70	.00
FUND/SCC-0069297 FOOD SERVICE - PREPAID -						
R1559 OTHER RECPT-SPECIAL FUNC	.00	586.55	.00	586.55	-586.55	.00
TOTAL FOOD SERVICE - PREPAID	.00	586.55	.00	586.55	-586.55	.00
FUND/SCC-0069298 FOOD SERVICE - PREPAID -						
R1559 OTHER RECPT-SPECIAL FUNC	.00	4,015.04	.00	4,109.94	-4,109.94	.00
TOTAL FOOD SERVICE - PREPAID	.00	4,015.04	.00	4,109.94	-4,109.94	.00
FUND/SCC-0079995 MHJ-IC CHAPMAN AWARD						

POWERSCHOOL
DATE: 09/15/2022
TIME: 09:46:48

SHAKER HEIGHTS CITY SCHOOLS
REVENUE STATUS REPORT

PAGE NUMBER: 3
REVSTA11

SELECTION CRITERIA: ALL
ACCOUNTING PERIOD: 2/23

SORTED BY: FUND/SCC,ACCOUNT
TOTALLED ON: FUND/SCC
PAGE BREAKS ON:

FUND/SCC-0079995 MHJ-IC CHAPMAN AWARD

ACCOUNT - - - - TITLE - - - - -	BUDGET	PERIOD RECEIPTS	RECEIVABLES	YEAR TO DATE RECEIPTS	AVAILABLE BALANCE	YTD/ BUD
R1820 CONTRIBUT-PRIVATE SOURCE	.00	7,500.00	.00	7,500.00	-7,500.00	.00
TOTAL MHJ-IC CHAPMAN AWARD	.00	7,500.00	.00	7,500.00	-7,500.00	.00
FUND/SCC-0099010 STORED VALUE CARDS - BLVD						
R1740 CLASS FEES	.00	2,415.00	.00	2,485.00	-2,485.00	.00
TOTAL STORED VALUE CARDS - BL	.00	2,415.00	.00	2,485.00	-2,485.00	.00
FUND/SCC-0099020 STORED VALUE CARDS - FERN						
R1740 CLASS FEES	.00	3,850.00	.00	3,885.00	-3,885.00	.00
TOTAL STORED VALUE CARDS - FE	.00	3,850.00	.00	3,885.00	-3,885.00	.00
FUND/SCC-0099030 STORED VALUE CARDS - LOMO						
R1740 CLASS FEES	.00	2,800.00	.00	2,800.00	-2,800.00	.00
TOTAL STORED VALUE CARDS - LO	.00	2,800.00	.00	2,800.00	-2,800.00	.00
FUND/SCC-0099060 STORED VALUE CARDS - MERC						
R1740 CLASS FEES	.00	3,500.00	.00	3,500.00	-3,500.00	.00
TOTAL STORED VALUE CARDS - ME	.00	3,500.00	.00	3,500.00	-3,500.00	.00
FUND/SCC-0099080 STORED VALUE CARDS - ONAW						
R1740 CLASS FEES	.00	3,045.00	.00	3,080.00	-3,080.00	.00
TOTAL STORED VALUE CARDS - ON	.00	3,045.00	.00	3,080.00	-3,080.00	.00
FUND/SCC-0099110 STORED VALUE CARDS - WOOD						
R1740 CLASS FEES	.00	5,145.00	.00	5,162.50	-5,162.50	.00
TOTAL STORED VALUE CARDS - WO	.00	5,145.00	.00	5,162.50	-5,162.50	.00
FUND/SCC-0099217 MIDDLE SCHOOL SUPPLIES						
R1710 CLASSROOM SUPPLIES	.00	.00	.00	20.00	-20.00	.00
TOTAL MIDDLE SCHOOL SUPPLIES	.00	.00	.00	20.00	-20.00	.00
FUND/SCC-0099218 INSTRUCTIONAL FEES HIGH S						
R1710 CLASSROOM SUPPLIES	.00	260.50	.00	688.45	-688.45	.00
TOTAL INSTRUCTIONAL FEES HIGH	.00	260.50	.00	688.45	-688.45	.00
FUND/SCC-0119231 SPECIAL TEST - AP						
R1631 ACADEMIC ORIENTED ACTIV	.00	480.00	.00	480.00	-480.00	.00
TOTAL SPECIAL TEST - AP	.00	480.00	.00	480.00	-480.00	.00
FUND/SCC-0149237 ROTARY-INTERNAL SERV OTHE						
R1631 ACADEMIC ORIENTED ACTIV	.00	56.00	.00	731.00	-731.00	.00
TOTAL ROTARY-INTERNAL SERV OT	.00	56.00	.00	731.00	-731.00	.00
FUND/SCC-0149241 TRANSCRIPT FEES						
R1626 PUBLIC SERVICE ACTIVITY	.00	222.00	.00	393.00	-393.00	.00

POWERSCHOOL
DATE: 09/15/2022
TIME: 09:46:48

SHAKER HEIGHTS CITY SCHOOLS
REVENUE STATUS REPORT

PAGE NUMBER: 4
REVSTA11

SELECTION CRITERIA: ALL
ACCOUNTING PERIOD: 2/23

SORTED BY: FUND/SCC,ACCOUNT
TOTALLED ON: FUND/SCC
PAGE BREAKS ON:

FUND/SCC-0149241 TRANSCRIPT FEES

ACCOUNT - - - - TITLE - - - - -	BUDGET	PERIOD RECEIPTS	RECEIVABLES	YEAR TO DATE RECEIPTS	AVAILABLE BALANCE	YTD/ BUD
TOTAL TRANSCRIPT FEES	.00	222.00	.00	393.00	-393.00	.00
FUND/SCC-0189245 CHOIR/ORCH BOOSTER						
R1410 INTEREST ON INVESTMENTS	.00	20.23	.00	35.77	-35.77	.00
TOTAL CHOIR/ORCH BOOSTER	.00	20.23	.00	35.77	-35.77	.00
FUND/SCC-0189253 BAND BOOSTERS						
R1410 INTEREST ON INVESTMENTS	.00	14.88	.00	26.29	-26.29	.00
TOTAL BAND BOOSTERS	.00	14.88	.00	26.29	-26.29	.00
FUND/SCC-0189281 BOULEVARD						
R1410 INTEREST ON INVESTMENTS	.00	1.59	.00	2.81	-2.81	.00
TOTAL BOULEVARD	.00	1.59	.00	2.81	-2.81	.00
FUND/SCC-0189282 FERNWAY						
R1410 INTEREST ON INVESTMENTS	.00	5.65	.00	9.98	-9.98	.00
TOTAL FERNWAY	.00	5.65	.00	9.98	-9.98	.00
FUND/SCC-0189283 LOMOND						
R1410 INTEREST ON INVESTMENTS	.00	9.22	.00	16.78	-16.78	.00
TOTAL LOMOND	.00	9.22	.00	16.78	-16.78	.00
FUND/SCC-0189284 MERCER						
R1410 INTEREST ON INVESTMENTS	.00	2.56	.00	4.52	-4.52	.00
TOTAL MERCER	.00	2.56	.00	4.52	-4.52	.00
FUND/SCC-0189285 ONAWAY						
R1410 INTEREST ON INVESTMENTS	.00	11.61	.00	20.51	-20.51	.00
TOTAL ONAWAY	.00	11.61	.00	20.51	-20.51	.00
FUND/SCC-0189286 WOODBURY						
R1410 INTEREST ON INVESTMENTS	.00	.77	.00	1.36	-1.36	.00
TOTAL WOODBURY	.00	.77	.00	1.36	-1.36	.00
FUND/SCC-0189287 MIDDLE SCHOOL						
R1410 INTEREST ON INVESTMENTS	.00	19.69	.00	34.00	-34.00	.00
R1626 PUBLIC SERVICE ACTIVITY	.00	.00	.00	20.00	-20.00	.00
R1631 ACADEMIC ORIENTED ACTIV	.00	.00	.00	-80.00	80.00	.00
R1740 CLASS FEES	.00	2,950.00	.00	3,575.00	-3,575.00	.00
TOTAL MIDDLE SCHOOL	.00	2,969.69	.00	3,549.00	-3,549.00	.00
FUND/SCC-0189288 HIGH SCHOOL						
R1410 INTEREST ON INVESTMENTS	.00	48.73	.00	89.79	-89.79	.00
R1631 ACADEMIC ORIENTED ACTIV	.00	21.25	.00	85.00	-85.00	.00
R1740 CLASS FEES	.00	3,975.00	.00	5,085.00	-5,085.00	.00

POWERSCHOOL
DATE: 09/15/2022
TIME: 09:46:48

SHAKER HEIGHTS CITY SCHOOLS
REVENUE STATUS REPORT

PAGE NUMBER: 5
REVSTA11

SELECTION CRITERIA: ALL
ACCOUNTING PERIOD: 2/23

SORTED BY: FUND/SCC,ACCOUNT
TOTALLED ON: FUND/SCC
PAGE BREAKS ON:

FUND/SCC-0189288 HIGH SCHOOL

ACCOUNT - - - - TITLE - - - - -	BUDGET	PERIOD RECEIPTS	RECEIVABLES	YEAR TO DATE RECEIPTS	AVAILABLE BALANCE	YTD/ BUD
R1820 CONTRIBUT-PRIVATE SOURCE	.00	.00	.00	660.78	-660.78	.00
TOTAL HIGH SCHOOL	.00	4,044.98	.00	5,920.57	-5,920.57	.00
FUND/SCC-0189289 PTO GRANTS - HIGH SCHOOL						
R1820 CONTRIBUT-PRIVATE SOURCE	.00	.00	.00	300.00	-300.00	.00
TOTAL PTO GRANTS - HIGH SCHOO	.00	.00	.00	300.00	-300.00	.00
FUND/SCC-0200000 SHAKER MERCHANDISE						
R1833 CUSTOMER SERVICES	.00	17.78	.00	17.78	-17.78	.00
R1890 OTHER MISC RECEIPTS	.00	222.22	.00	237.22	-237.22	.00
TOTAL SHAKER MERCHANDISE	.00	240.00	.00	255.00	-255.00	.00
FUND/SCC-0229269 DEARBORN OPT LIFE INSUR						
R1839 OTHER ENTITIES	.00	4,143.23	.00	8,577.10	-8,577.10	.00
TOTAL DEARBORN OPT LIFE INSUR	.00	4,143.23	.00	8,577.10	-8,577.10	.00
FUND/SCC-0229290 ALLSTATE VOLUNTARY INSURA						
R1839 OTHER ENTITIES	.00	17,842.02	.00	35,880.30	-35,880.30	.00
TOTAL ALLSTATE VOLUNTARY INSU	.00	17,842.02	.00	35,880.30	-35,880.30	.00
FUND/SCC-0229291 LINCOLN NATIONAL LTD						
R1839 OTHER ENTITIES	.00	4,405.24	.00	8,780.00	-8,780.00	.00
TOTAL LINCOLN NATIONAL LTD	.00	4,405.24	.00	8,780.00	-8,780.00	.00
FUND/SCC-0229293 MEDICAL MUTUAL FLEX PLAN						
R1839 OTHER ENTITIES	.00	22,152.11	.00	44,269.50	-44,269.50	.00
TOTAL MEDICAL MUTUAL FLEX PLA	.00	22,152.11	.00	44,269.50	-44,269.50	.00
FUND/SCC-0229294 LEGAL SHIELD EMPLOYEE PD						
R1839 OTHER ENTITIES	.00	1,162.88	.00	2,334.72	-2,334.72	.00
TOTAL LEGAL SHIELD EMPLOYEE P	.00	1,162.88	.00	2,334.72	-2,334.72	.00
FUND/SCC-0229801 HATHAWAY BROWN-AGENCY						
R1832 OTHER SCHOOL DISTRICTS	.00	110,135.20	.00	110,135.20	-110,135.20	.00
TOTAL HATHAWAY BROWN-AGENCY	.00	110,135.20	.00	110,135.20	-110,135.20	.00
FUND/SCC-0240000 EMP. BEN/SELF INS.PRESCRI						
R1839 OTHER ENTITIES	.00	197,533.63	.00	395,138.97	-395,138.97	.00
TOTAL EMP. BEN/SELF INS.PRESC	.00	197,533.63	.00	395,138.97	-395,138.97	.00
FUND/SCC-0249261 EMP. BEN/SELF INS./DENTAL						
R1839 OTHER ENTITIES	.00	61,124.36	.00	122,287.17	-122,287.17	.00
TOTAL EMP. BEN/SELF INS./DENT	.00	61,124.36	.00	122,287.17	-122,287.17	.00
FUND/SCC-0249262 EMP. BEN/SELF INS./HEALTH						

POWERSCHOOL
DATE: 09/15/2022
TIME: 09:46:48

SHAKER HEIGHTS CITY SCHOOLS
REVENUE STATUS REPORT

PAGE NUMBER: 6
REVSTA11

SELECTION CRITERIA: ALL
ACCOUNTING PERIOD: 2/23

SORTED BY: FUND/SCC,ACCOUNT
TOTALLED ON: FUND/SCC
PAGE BREAKS ON:

FUND/SCC-0249262 EMP. BEN/SELF INS./HEALTH

ACCOUNT - - - - TITLE - - - - -	BUDGET	PERIOD RECEIPTS	RECEIVABLES	YEAR TO DATE RECEIPTS	AVAILABLE BALANCE	YTD/ BUD
R1839 OTHER ENTITIES	.00	812,544.29	.00	1,625,672.15	-1,625,672.15	.00
R1890 OTHER MISC RECEIPTS	.00	.00	.00	950.00	-950.00	.00
TOTAL EMP. BEN/SELF INS./HEAL	.00	812,544.29	.00	1,626,622.15	-1,626,622.15	.00
FUND/SCC-0249270 DEARBORN LIFE INSURANCE						
R1839 OTHER ENTITIES	.00	5,069.61	.00	10,147.69	-10,147.69	.00
TOTAL DEARBORN LIFE INSURANCE	.00	5,069.61	.00	10,147.69	-10,147.69	.00
FUND/SCC-2009501 BOOKSTORE						
R1640 BOOKSTORE SALES	.00	50.00	.00	90.00	-90.00	.00
TOTAL BOOKSTORE	.00	50.00	.00	90.00	-90.00	.00
FUND/SCC-2009525 LATIN CLUB						
R1622 LANGUAGE ORIENTD ACTIVIT	.00	20.00	.00	279.00	-279.00	.00
TOTAL LATIN CLUB	.00	20.00	.00	279.00	-279.00	.00
FUND/SCC-2009528 GRISTMILL						
R1626 PUBLIC SERVICE ACTIVITY	.00	900.00	.00	900.00	-900.00	.00
TOTAL GRISTMILL	.00	900.00	.00	900.00	-900.00	.00
FUND/SCC-2009531 INSTRUMENTAL						
R1634 MUSIC ORIENTED ACTIVITY	.00	5,820.00	.00	9,511.00	-9,511.00	.00
TOTAL INSTRUMENTAL	.00	5,820.00	.00	9,511.00	-9,511.00	.00
FUND/SCC-2009534 RUGBY CLUB						
R1625 SPORT ORIENTED ACTIVITIE	.00	.00	.00	25.00	-25.00	.00
TOTAL RUGBY CLUB	.00	.00	.00	25.00	-25.00	.00
FUND/SCC-2009539 ECOLOGY CLUB						
R1820 CONTRIBUT-PRIVATE SOURCE	.00	.00	.00	101.57	-101.57	.00
TOTAL ECOLOGY CLUB	.00	.00	.00	101.57	-101.57	.00
FUND/SCC-2009545 HS STUDENT COUNCIL						
R1820 CONTRIBUT-PRIVATE SOURCE	.00	.00	.00	156.90	-156.90	.00
TOTAL HS STUDENT COUNCIL	.00	.00	.00	156.90	-156.90	.00
FUND/SCC-2009586 RAIDERETTES (STUDENT ACTI						
R1634 MUSIC ORIENTED ACTIVITY	.00	.00	.00	2,661.50	-2,661.50	.00
TOTAL RAIDERETTES (STUDENT AC	.00	.00	.00	2,661.50	-2,661.50	.00
FUND/SCC-2009603 CLASS OF 2022						
R1626 PUBLIC SERVICE ACTIVITY	.00	.00	.00	77.61	-77.61	.00
TOTAL CLASS OF 2022	.00	.00	.00	77.61	-77.61	.00
FUND/SCC-2009605 CLASS OF 2023						

POWERSCHOOL
DATE: 09/15/2022
TIME: 09:46:48

SHAKER HEIGHTS CITY SCHOOLS
REVENUE STATUS REPORT

PAGE NUMBER: 7
REVSTA11

SELECTION CRITERIA: ALL
ACCOUNTING PERIOD: 2/23

SORTED BY: FUND/SCC,ACCOUNT
TOTALLED ON: FUND/SCC
PAGE BREAKS ON:

FUND/SCC-2009605 CLASS OF 2023

ACCOUNT - - - - TITLE - - - - -	BUDGET	PERIOD RECEIPTS	RECEIVABLES	YEAR TO DATE RECEIPTS	AVAILABLE BALANCE	YTD/ BUD
R1626 PUBLIC SERVICE ACTIVITY	.00	2,503.71	.00	2,503.71	-2,503.71	.00
TOTAL CLASS OF 2023	.00	2,503.71	.00	2,503.71	-2,503.71	.00
FUND/SCC-2009612 HS CLASS OF 2025						
R1820 CONTRIBUT-PRIVATE SOURCE	.00	.00	.00	144.05	-144.05	.00
TOTAL HS CLASS OF 2025	.00	.00	.00	144.05	-144.05	.00
FUND/SCC-2009613 CLASS OF 2026						
R1820 CONTRIBUT-PRIVATE SOURCE	.00	157.63	.00	157.63	-157.63	.00
TOTAL CLASS OF 2026	.00	157.63	.00	157.63	-157.63	.00
FUND/SCC-3009601 H.S. MEN'S ATHLETICS						
R1625 SPORT ORIENTED ACTIVITIE	.00	22,807.00	.00	22,807.00	-22,807.00	.00
TOTAL H.S. MEN'S ATHLETICS	.00	22,807.00	.00	22,807.00	-22,807.00	.00
FUND/SCC-3009603 H.S. WOMEN'S ATHLETICS						
R1625 SPORT ORIENTED ACTIVITIE	.00	14,701.00	.00	14,701.00	-14,701.00	.00
TOTAL H.S. WOMEN'S ATHLETICS	.00	14,701.00	.00	14,701.00	-14,701.00	.00
FUND/SCC-3009608 GIRLS VOLLEYBALL FUND						
R1625 SPORT ORIENTED ACTIVITIE	.00	.00	.00	250.00	-250.00	.00
TOTAL GIRLS VOLLEYBALL FUND	.00	.00	.00	250.00	-250.00	.00
FUND/SCC-3009613 FOOTBALL FUNDRAISER						
R1635 SPORT ORIENTED ACTIVITIE	.00	.00	.00	50.00	-50.00	.00
TOTAL FOOTBALL FUNDRAISER	.00	.00	.00	50.00	-50.00	.00
FUND/SCC-3009614 BASKETBALL FUNDRAISER						
R1625 SPORT ORIENTED ACTIVITIE	.00	.00	.00	2,785.00	-2,785.00	.00
TOTAL BASKETBALL FUNDRAISER	.00	.00	.00	2,785.00	-2,785.00	.00
FUND/SCC-3009620 GIRLS CROSS COUNTRY FUND						
R1625 SPORT ORIENTED ACTIVITIE	.00	-450.00	.00	-450.00	450.00	.00
R1635 SPORT ORIENTED ACTIVITIE	.00	225.00	.00	8,325.00	-8,325.00	.00
R1890 OTHER MISC RECEIPTS	.00	.00	.00	1,778.92	-1,778.92	.00
TOTAL GIRLS CROSS COUNTRY FUN	.00	-225.00	.00	9,653.92	-9,653.92	.00
FUND/SCC-4019303 ST DOMINIC FY 23						
R1410 INTEREST ON INVESTMENTS	.00	23.14	.00	38.19	-38.19	.00
R3219 OTHR RSTRD GRANT AID -OH	.00	45,663.72	.00	45,663.72	-45,663.72	.00
TOTAL ST DOMINIC FY 23	.00	45,686.86	.00	45,701.91	-45,701.91	.00
FUND/SCC-4999022 PARENT MENTOR GRANT FY22						
R3219 OTHR RSTRD GRANT AID -OH	.00	1,720.84	.00	3,441.68	-3,441.68	.00
TOTAL PARENT MENTOR GRANT FY2	.00	1,720.84	.00	3,441.68	-3,441.68	.00

POWERSCHOOL
DATE: 09/15/2022
TIME: 09:46:48

SHAKER HEIGHTS CITY SCHOOLS
REVENUE STATUS REPORT

PAGE NUMBER: 8
REVSTA11

SELECTION CRITERIA: ALL
ACCOUNTING PERIOD: 2/23

SORTED BY: FUND/SCC,ACCOUNT
TOTALLED ON: FUND/SCC
PAGE BREAKS ON:

FUND/SCC-4999022 PARENT MENTOR GRANT FY22

ACCOUNT - - - - TITLE - - - - -	BUDGET	PERIOD RECEIPTS	RECEIVABLES	YEAR TO DATE RECEIPTS	AVAILABLE BALANCE	YTD/ BUD
FUND/SCC-5079022 ESSER II						
R4220 RSTRD GRANT AID-FED GOV	.00	.00	.00	80,257.44	-80,257.44	.00
TOTAL ESSER II	.00	.00	.00	80,257.44	-80,257.44	.00
FUND/SCC-5079023 ARP ESSER						
R4220 RSTRD GRANT AID-FED GOV	.00	218,592.16	.00	424,484.56	-424,484.56	.00
TOTAL ARP ESSER	.00	218,592.16	.00	424,484.56	-424,484.56	.00
FUND/SCC-5079024 ARP HOMELESS						
R4220 RSTRD GRANT AID-FED GOV	.00	.00	.00	10,000.00	-10,000.00	.00
TOTAL ARP HOMELESS	.00	.00	.00	10,000.00	-10,000.00	.00
FUND/SCC-5169216 IDEA B FY22						
R4220 RSTRD GRANT AID-FED GOV	.00	98,072.47	.00	267,369.39	-267,369.39	.00
TOTAL IDEA B FY22	.00	98,072.47	.00	267,369.39	-267,369.39	.00
FUND/SCC-5519251 TITLE III LEP FY22						
R4220 RSTRD GRANT AID-FED GOV	.00	973.70	.00	2,398.36	-2,398.36	.00
TOTAL TITLE III LEP FY22	.00	973.70	.00	2,398.36	-2,398.36	.00
FUND/SCC-5729272 TITLE I FY22						
R4220 RSTRD GRANT AID-FED GOV	.00	36,448.41	.00	145,952.54	-145,952.54	.00
TOTAL TITLE I FY22	.00	36,448.41	.00	145,952.54	-145,952.54	.00
FUND/SCC-5729322 EOEY FY 22						
R4220 RSTRD GRANT AID-FED GOV	.00	2,318.38	.00	5,475.85	-5,475.85	.00
TOTAL EOEY FY 22	.00	2,318.38	.00	5,475.85	-5,475.85	.00
FUND/SCC-5849022 TITLE IV FY22						
R4220 RSTRD GRANT AID-FED GOV	.00	.00	.00	28,448.63	-28,448.63	.00
TOTAL TITLE IV FY22	.00	.00	.00	28,448.63	-28,448.63	.00
FUND/SCC-5879287 PRE-K SPEC ED GRANT FY22						
R4220 RSTRD GRANT AID-FED GOV	.00	946.94	.00	2,846.50	-2,846.50	.00
TOTAL PRE-K SPEC ED GRANT FY22	.00	946.94	.00	2,846.50	-2,846.50	.00
FUND/SCC-5909290 TITLE II FY22						
R4220 RSTRD GRANT AID-FED GOV	.00	17,856.74	.00	46,348.23	-46,348.23	.00
TOTAL TITLE II FY22	.00	17,856.74	.00	46,348.23	-46,348.23	.00

POWERSCHOOL
DATE: 09/15/2022
TIME: 09:46:48

SHAKER HEIGHTS CITY SCHOOLS
REVENUE STATUS REPORT

SELECTION CRITERIA: ALL
ACCOUNTING PERIOD: 2/23

SORTED BY: FUND/SCC,ACCOUNT
TOTALLED ON: FUND/SCC
PAGE BREAKS ON:

FUND/SCC-5909290 TITLE II FY22

ACCOUNT - - - - - TITLE - - - - -	BUDGET	PERIOD RECEIPTS	RECEIVABLES	YEAR TO DATE RECEIPTS	AVAILABLE BALANCE	YTD/ BUD
TOTAL REPORT	.00	33,072,316.30	.00	41,635,181.00	-41,635,181.00	.00

8. BUDGET ACCOUNT SUMMARY

POWERSCHOOL
DATE: 09/15/2022
TIME: 09:24:28

SHAKER HEIGHTS CITY SCHOOLS
EXPENDITURE STATUS REPORT

PAGE NUMBER: 1
EXPSTA11

SELECTION CRITERIA: ALL
ACCOUNTING PERIOD: 2/23

SORTED BY: FUND/SCC,1ST SUBTOTAL,ACCOUNT
TOTALED ON: FUND/SCC,1ST SUBTOTAL
PAGE BREAKS ON:

FUND/SCC-0010000 GENERAL
1ST SUBTOTAL-100 PERSONAL SERVICES

ACCOUNT	- - - - TITLE - - - -	BUDGET	PERIOD EXPENDITURES	ENCUMBRANCES OUTSTANDING	YEAR TO DATE EXP	AVAILABLE BALANCE	YTD/ BUD
111	REGULAR	.00	3,535,317.69	.00	6,886,819.44	-6,886,819.44	.00
112	TEMPORARY	.00	2,522.32	.00	50,723.52	-50,723.52	.00
113	SUPPLEMENTAL	.00	77,405.11	.00	235,562.33	-235,562.33	.00
121	SICK LEAVE	.00	3,557.30	.00	95,683.40	-95,683.40	.00
122	PERSONAL LEAVE	.00	905.73	.00	35,969.35	-35,969.35	.00
123	VACATION LEAVE	.00	39,683.96	.00	71,215.61	-71,215.61	.00
125	PROFESSIONAL LEAVE	.00	2,423.43	.00	42,125.40	-42,125.40	.00
132	TERMINATION BENEFIT	.00	15,298.68	.00	46,891.55	-46,891.55	.00
141	REGULAR	.00	1,002,750.73	.00	1,911,860.52	-1,911,860.52	.00
142	TEMPORARY	.00	7,304.13	.00	19,662.48	-19,662.48	.00
143	SUPPLEMENTAL	.00	19,938.94	.00	74,941.84	-74,941.84	.00
144	OVERTIME	.00	96,303.11	.00	192,714.06	-192,714.06	.00
149	OTHER NONCERTIFIED	.00	2,919.00	.00	4,675.03	-4,675.03	.00
151	SICK LEAVE	.00	26,471.07	.00	71,717.82	-71,717.82	.00
152	PERSONAL LEAVE	.00	3,568.89	.00	15,513.14	-15,513.14	.00
153	VACATION LEAVE	.00	54,706.95	.00	169,048.58	-169,048.58	.00
155	PROFESSIONAL LEAVE	.00	904.73	.00	4,964.32	-4,964.32	.00
159	OTHER NONCERTIFIED	.00	.00	.00	32,269.31	-32,269.31	.00
162	TERMINATION BENEFIT	.00	30,185.15	.00	30,185.15	-30,185.15	.00
169	OTHER NONCERTIFIED	.00	1,359.20	.00	3,124.68	-3,124.68	.00
172	STUDENT WORKERS	.00	3,738.30	.00	10,134.90	-10,134.90	.00
179	OTHER EMPLOYEES	.00	.00	.00	18,505.64	-18,505.64	.00
	TOTAL PERSONAL SERVICES	.00	4,927,264.42	.00	10,024,308.07	-10,024,308.07	.00
1ST SUBTOTAL-200	EMPLOYEE RETIREMNT & INS.						
211	STRS-EMPLOYER'S SHA	.00	512,958.60	.00	1,047,386.26	-1,047,386.26	.00
212	STRS-EMPLOYER'S SHA	.00	29,401.20	.00	58,100.44	-58,100.44	.00
213	SOCIAL SECURITY	.00	56,555.27	.00	110,678.19	-110,678.19	.00
221	SERS-EMPLOYER'S SHA	.00	196,889.85	.00	402,956.57	-402,956.57	.00
222	SERS-EMPLOYER'S SHA	.00	36,123.11	.00	71,125.99	-71,125.99	.00
223	SOCIAL SECURITY	.00	16,567.11	.00	34,007.70	-34,007.70	.00
231	TUITION REIMBURSEME	16,592.39	300.00	16,592.39	300.00	-300.00	101.81
232	UNIFORM/TOOLSREIMBU	13,113.29	1,501.11	45,119.65	4,253.23	-36,259.59	376.51
233	MEETING EXPENSE-SUP	1,012.50	11,474.41	38,142.07	22,563.76	-59,693.33	5995.64
241	MEDICAL/HOSPITALIZA	.00	459,498.14	.00	918,837.70	-918,837.70	.00
242	LIFE INSURANCE	.00	3,203.50	.00	6,410.20	-6,410.20	.00
243	DENTAL INSURANCE	.00	34,290.39	.00	68,551.63	-68,551.63	.00
249	CERTIFIED OTHER INS	.00	111,909.97	.00	223,717.49	-223,717.49	.00
251	MEDICAL/HOSPITALIZA	.00	207,012.24	.00	413,786.72	-413,786.72	.00
252	LIFE INSURANCE	.00	1,543.55	.00	3,089.17	-3,089.17	.00
253	DENTAL INSURANCE	.00	15,690.30	.00	31,346.69	-31,346.69	.00
259	NONCERTIFIED INS BE	.00	50,123.72	.00	100,184.82	-100,184.82	.00
281	UNEMPLOYMENT CERTIF	.00	.00	25,000.00	.00	-25,000.00	.00
282	UNEMPLOYMENT NON-CE	.00	.00	175,000.00	.00	-175,000.00	.00
	TOTAL EMPLOYEE RETIREMNT & IN	30,718.18	1,745,042.47	299,854.11	3,517,296.56	-3,786,432.49	12426.36

POWERSCHOOL
DATE: 09/15/2022
TIME: 09:24:28

SHAKER HEIGHTS CITY SCHOOLS
EXPENDITURE STATUS REPORT

PAGE NUMBER: 2
EXPSTA11

SELECTION CRITERIA: ALL
ACCOUNTING PERIOD: 2/23

SORTED BY: FUND/SCC,1ST SUBTOTAL,ACCOUNT
TOALED ON: FUND/SCC,1ST SUBTOTAL
PAGE BREAKS ON:

FUND/SCC-0010000 GENERAL
1ST SUBTOTAL-400 PURCHASED SERVICES

ACCOUNT	TITLE	BUDGET	PERIOD EXPENDITURES	ENCUMBRANCES OUTSTANDING	YEAR TO DATE EXP	AVAILABLE BALANCE	YTD/ BUD
1ST SUBTOTAL-400	PURCHASED SERVICES						
411	INSTRUCTION SERVICE	75,407.50	6,016.85	69,390.65	6,016.85	.00	100.00
412	INSTRUCT. IMPROV. S	2,823.26	.00	2,823.26	.00	.00	100.00
413	HEALTH SERVICES	74,035.16	1,216.99	152,851.17	3,021.99	-81,838.00	210.54
414	STAFF SERVICES	.00	.00	1,232,500.00	.00	-1,232,500.00	.00
415	MANAGEMENT SERVICES	6,060.97	4,398.23	52,273.45	8,787.52	-55,000.00	1007.45
416	DATA PROCESSING SER	8,000.00	59,877.00	11,398.00	54,207.00	-57,605.00	820.06
417	STATISTICAL SERVICE	95,972.35	.00	250,000.00	4,519.43	-158,547.08	265.20
418	PROF./LEGAL SERVICE	83,708.20	36,817.45	679,140.75	36,817.45	-632,250.00	855.30
419	OTHER PROF. & TECH.	737,356.38	147,199.20	1,729,655.42	323,239.52	-1,315,538.56	278.41
422	GARBAGE REMOVE & CL	4,487.88	6,732.62	64,308.28	12,912.08	-72,732.48	1720.64
423	REPAIRS & MAINTENAN	1,196,864.00	306,312.81	1,546,371.58	538,779.44	-888,287.02	174.22
424	PROPERTY INSURANCE	.00	.00	.00	194,949.00	-194,949.00	.00
425	RENTALS	4,767.00	3,918.29	105,176.98	10,161.25	-110,571.23	2419.51
426	LEASE PURCHASE AGRE	964.79	10,336.25	97,034.29	20,672.50	-116,742.00	12200.25
431	CERTIFIED TRAVEL RE	1,082.76	1,242.24	1,661.89	1,242.24	-1,821.37	268.22
432	CERTIFIED MEETING E	3,544.39	16,414.48	7,334.39	34,119.22	-37,909.22	1169.56
433	NONCERTIFIED TRAVEL	901.60	306.40	115.20	306.40	480.00	46.76
434	NONCERTIFIED MEETIN	2,161.00	821.60	13,898.00	3,867.46	-15,604.46	822.09
441	TELEPHONE SERVICE	38,040.25	10,649.25	200,950.62	23,310.35	-186,220.72	589.54
444	POSTAGE MACHINE REN	1,376.76	.00	1,376.76	.00	.00	100.00
445	MAIL/MESSANGER SERV	1,351.29	-30.61	3,122.25	-19.50	-1,751.46	229.61
446	ADVERTISING	950.00	.00	950.00	.00	.00	100.00
447	INTERNET ACCESS SER	.00	2,723.86	29,964.16	5,447.72	-35,411.88	.00
451	ELECTRICITY	.00	21,085.31	610,515.93	24,484.07	-635,000.00	.00
452	WATER AND SEWAGE	.00	25,434.10	280,863.90	53,136.10	-334,000.00	.00
453	GAS	1,000.00	23,518.26	379,684.80	26,315.20	-405,000.00	40600.00
461	PRINTING AND BINDIN	1,807.32	2,523.54	4,820.07	2,523.54	-5,536.29	406.33
471	TUITION PD. OTHER O	16,600.00	.00	16,600.00	.00	.00	100.00
475	SPEC ED PMNT WITHIN	586,869.73	348,538.66	916,542.24	394,554.52	-724,227.03	223.41
476	PAYMNT UNDER A VOC.	242,129.59	21,257.46	242,129.59	42,514.92	-42,514.92	117.56
477	PAYMNT UNDER OPEN E	10,680.72	.00	10,680.72	.00	.00	100.00
479	OTHER PAYMENTS	.00	2,181.88	.00	2,181.88	-2,181.88	.00
483	TRANSP. FROM OTHER	75,149.00	26,377.65	982,720.85	67,292.71	-974,864.56	1397.24
	TOTAL PURCHASED SERVICES	3,274,091.90	1,085,869.77	9,696,855.20	1,895,360.86	-8,318,124.16	354.06
1ST SUBTOTAL-500	SUPPLIES AND MATERIALS						
511	CLASSROOM SUPPLIES	121,875.67	81,995.77	206,151.37	115,314.60	-199,590.30	263.77
512	OFFICE SUPPLIES	28,668.18	7,127.64	48,577.30	11,153.43	-31,062.55	208.35
514	HEALTH & HYGIENE SU	.00	7,008.14	2,188.21	7,008.14	-9,196.35	.00
516	SOFTWARE MATERIALS	44,857.45	30,468.72	169,358.58	102,748.88	-227,250.01	606.60
517	COMPUTER SUPPLIES	7,938.58	3,263.23	12,000.00	6,754.74	-10,816.16	236.25
519	OTHER GENERAL SUPPL	470,935.52	74,027.76	1,252,124.09	174,176.36	-955,364.93	302.87
521	NEW TEXTBOOKS	11,860.30	4,912.54	21,811.36	136,267.08	-146,218.14	1332.84
523	REBINDING TEXTBOOKS	1,500.00	487.15	1,012.85	487.15	.00	100.00
525	ELECTRON INSTRUC MA	5,462.50	161,728.96	111,966.23	286,836.16	-393,339.89	7300.73

POWERSCHOOL
DATE: 09/15/2022
TIME: 09:24:28

SHAKER HEIGHTS CITY SCHOOLS
EXPENDITURE STATUS REPORT

PAGE NUMBER: 3
EXPSTA11

SELECTION CRITERIA: ALL
ACCOUNTING PERIOD: 2/23

SORTED BY: FUND/SCC,1ST SUBTOTAL,ACCOUNT
TOALED ON: FUND/SCC,1ST SUBTOTAL
PAGE BREAKS ON:

FUND/SCC-0010000 GENERAL
1ST SUBTOTAL-500 SUPPLIES AND MATERIALS

ACCOUNT	- - - - - TITLE - - - - -	BUDGET	PERIOD EXPENDITURES	ENCUMBRANCES OUTSTANDING	YEAR TO DATE EXP	AVAILABLE BALANCE	YTD/ BUD
531	NEW LIBRARY BOOKS	908.35	380.38	59,314.76	5,775.15	-64,181.56	7165.73
542	PERIODICALS	500.00	1,650.50	2,100.00	1,650.50	-3,250.50	750.10
546	SUBSCRIPTION SERVIC	.00	20,666.73	2,252.93	42,556.02	-44,808.95	.00
560	FOOD & MATERIALS	24.78	1,314.96	341.13	2,763.08	-3,079.43	12527.08
569	OTHER	50.00	.00	50.00	42.75	-42.75	185.50
571	LAND	13,037.43	506.47	14,493.53	629.42	-2,085.52	116.00
572	BUILDINGS	9,742.45	20,927.75	62,640.35	49,785.74	-102,683.64	1153.98
573	EQUIPMENT AND FURNI	2,133.00	.00	633.00	.00	1,500.00	29.68
581	VEHICLE REPAIR PART	73,063.72	45,292.68	259,159.85	65,617.87	-251,714.00	444.51
582	FUEL	3,435.84	.00	224,702.30	30,733.54	-252,000.00	7434.45
583	TIRES AND TUBES	4,678.37	1,549.20	18,129.17	1,549.20	-15,000.00	420.62
	TOTAL SUPPLIES AND MATERIALS	800,672.14	463,308.58	2,469,007.01	1,041,849.81	-2,710,184.68	438.49
1ST SUBTOTAL-600 CAPITAL OUTLAY							
620	BUILDINGS	17,114.29	.00	17,114.29	.00	.00	100.00
630	IMPROVEMENTS NON BU	657.00	.00	657.00	29,690.12	-29,690.12	4619.04
640	EQUIPMENT	358,823.88	7,804.61	694,416.61	36,356.32	-371,949.05	203.66
644	TECHNICAL EQUIPMENT	72,741.34	27,865.80	32,387.22	74,438.37	-34,084.25	146.86
645	CAPITALIZED EQUIPME	49,264.00	10,875.00	40,189.00	10,875.00	-1,800.00	103.65
650	VEHICLES	59,094.63	.00	59,094.63	.00	.00	100.00
660	SCHOOL BUSES	520,799.00	.00	520,799.00	.00	.00	100.00
	TOTAL CAPITAL OUTLAY	1,078,494.14	46,545.41	1,364,657.75	151,359.81	-437,523.42	140.57
1ST SUBTOTAL-800 OTHER OBJECTS							
841	MEMBERSHIP-PROFESSI	957.00	1,831.00	31,803.87	7,288.63	-38,135.50	4084.90
843	AUDIT EXAMINATIONS	5,500.00	.00	41,700.00	.00	-36,200.00	758.18
845	PROPERTY TAX COLLEC	.00	531,080.27	.00	531,080.27	-531,080.27	.00
848	BANK CHARGES	53,961.18	4,153.26	125,555.11	5,556.07	-77,150.00	242.97
849	OTHER DUES AND FEES	1,035.00	.00	4,240.25	16,359.14	-19,564.39	1990.28
851	LIABILITY INSURANCE	20,000.00	.00	20,000.00	168,031.00	-168,031.00	940.16
864	OUT OF COURT SETTLE	68,399.65	10,531.00	77,868.65	10,531.00	-20,000.00	129.24
869	OTHER JUDGMENTS	217.00	.00	217.00	.00	.00	100.00
870	TAXES AND ASSESMEN	1,404.18	.00	5,154.18	.00	-3,750.00	367.06
889	OTHER AWARDS AND PR	624.00	.00	624.00	.00	.00	100.00
	TOTAL OTHER OBJECTS	152,098.01	547,595.53	307,163.06	738,846.11	-893,911.16	687.72
	TOTAL GENERAL	5,336,074.37	8,815,626.18	14,137,537.13	17,369,021.22	-26,170,483.98	590.44
FUND/SCC-0020000 BOND RETIREMENT							
1ST SUBTOTAL-400 PURCHASED SERVICES							
418	PROF./LEGAL SERVICE	.00	.00	20,000.00	.00	-20,000.00	.00
	TOTAL PURCHASED SERVICES	.00	.00	20,000.00	.00	-20,000.00	.00
1ST SUBTOTAL-800 OTHER OBJECTS							
845	PROPERTY TAX COLLEC	.00	12,303.87	.00	12,303.87	-12,303.87	.00
	TOTAL OTHER OBJECTS	.00	12,303.87	.00	12,303.87	-12,303.87	.00

POWERSCHOOL
DATE: 09/15/2022
TIME: 09:24:28

SHAKER HEIGHTS CITY SCHOOLS
EXPENDITURE STATUS REPORT

PAGE NUMBER: 4
EXPSTA11

SELECTION CRITERIA: ALL
ACCOUNTING PERIOD: 2/23

SORTED BY: FUND/SCC,1ST SUBTOTAL,ACCOUNT
TOTALED ON: FUND/SCC,1ST SUBTOTAL
PAGE BREAKS ON:

FUND/SCC-0020000 BOND RETIREMENT
1ST SUBTOTAL-800 OTHER OBJECTS

ACCOUNT	- - - - TITLE - - - -	BUDGET	PERIOD EXPENDITURES	ENCUMBRANCES OUTSTANDING	YEAR TO DATE EXP	AVAILABLE BALANCE	YTD/ BUD
TOTAL BOND RETIREMENT		.00	12,303.87	20,000.00	12,303.87	-32,303.87	.00
FUND/SCC-0029400 BOND DEC 2017							
1ST SUBTOTAL-800 OTHER OBJECTS							
845	PROPERTY TAX COLLEC	.00	17,423.04	.00	17,423.04	-17,423.04	.00
TOTAL OTHER OBJECTS		.00	17,423.04	.00	17,423.04	-17,423.04	.00
TOTAL BOND DEC 2017		.00	17,423.04	.00	17,423.04	-17,423.04	.00
FUND/SCC-0049165 SSF - TECHNOLOGY PROJECTS							
1ST SUBTOTAL-600 CAPITAL OUTLAY							
644	TECHNICAL EQUIPMENT	2,046.26	.00	2,046.26	.00	.00	100.00
TOTAL CAPITAL OUTLAY		2,046.26	.00	2,046.26	.00	.00	100.00
TOTAL SSF - TECHNOLOGY PROJEC		2,046.26	.00	2,046.26	.00	.00	100.00
FUND/SCC-0049167 SSF PROJECTS - RED & WHIT							
1ST SUBTOTAL-600 CAPITAL OUTLAY							
644	TECHNICAL EQUIPMENT	.00	.00	2,983.75	.00	-2,983.75	.00
TOTAL CAPITAL OUTLAY		.00	.00	2,983.75	.00	-2,983.75	.00
TOTAL SSF PROJECTS - RED & WH		.00	.00	2,983.75	.00	-2,983.75	.00
FUND/SCC-0049401 BANS FY18 \$9.9MM							
1ST SUBTOTAL-400 PURCHASED SERVICES							
415	MANAGEMENT SERVICES	.00	.00	300.00	.00	-300.00	.00
TOTAL PURCHASED SERVICES		.00	.00	300.00	.00	-300.00	.00
1ST SUBTOTAL-600 CAPITAL OUTLAY							
630	IMPROVEMENTS NON BU	.00	.00	.00	114,768.75	-114,768.75	.00
TOTAL CAPITAL OUTLAY		.00	.00	.00	114,768.75	-114,768.75	.00
TOTAL BANS FY18 \$9.9MM		.00	.00	300.00	114,768.75	-115,068.75	.00
FUND/SCC-0060000 FOOD SERVICES							
1ST SUBTOTAL-400 PURCHASED SERVICES							
415	MANAGEMENT SERVICES	167,752.20	.00	600,000.00	61,723.90	-493,971.70	394.47
419	OTHER PROF. & TECH.	.00	.00	2,000.00	.00	-2,000.00	.00
423	REPAIRS & MAINTENAN	743.19	1,822.52	3,920.67	1,822.52	-5,000.00	772.78
TOTAL PURCHASED SERVICES		168,495.39	1,822.52	605,920.67	63,546.42	-500,971.70	397.32
1ST SUBTOTAL-600 CAPITAL OUTLAY							
640	EQUIPMENT	18,535.90	.00	18,535.90	.00	.00	100.00
650	VEHICLES	2,830.00	.00	2,830.00	.00	.00	100.00
TOTAL CAPITAL OUTLAY		21,365.90	.00	21,365.90	.00	.00	100.00

POWERSCHOOL
DATE: 09/15/2022
TIME: 09:24:28

SHAKER HEIGHTS CITY SCHOOLS
EXPENDITURE STATUS REPORT

PAGE NUMBER: 5
EXPSTA11

SELECTION CRITERIA: ALL
ACCOUNTING PERIOD: 2/23

SORTED BY: FUND/SCC,1ST SUBTOTAL,ACCOUNT
TOTALLED ON: FUND/SCC,1ST SUBTOTAL
PAGE BREAKS ON:

FUND/SCC-0060000 FOOD SERVICES
1ST SUBTOTAL-600 CAPITAL OUTLAY

ACCOUNT	TITLE	BUDGET	PERIOD EXPENDITURES	ENCUMBRANCES OUTSTANDING	YEAR TO DATE EXP	AVAILABLE BALANCE	YTD/ BUD
1ST SUBTOTAL-800 OTHER OBJECTS							
849 OTHER DUES AND FEES		145.00	.00	145.00	.00	.00	100.00
899 OTHER MISCELLANEOUS		.00	761.00	.00	761.00	-761.00	.00
TOTAL OTHER OBJECTS		145.00	761.00	145.00	761.00	-761.00	624.83
TOTAL FOOD SERVICES		190,006.29	2,583.52	627,431.57	64,307.42	-501,732.70	364.06
FUND/SCC-0079993 MHJ - EQUITY FOCUSED FY22							
1ST SUBTOTAL-400 PURCHASED SERVICES							
419 OTHER PROF. & TECH.		30,000.00	.00	.00	30,000.00	.00	100.00
TOTAL PURCHASED SERVICES		30,000.00	.00	.00	30,000.00	.00	100.00
TOTAL MHJ - EQUITY FOCUSED FY		30,000.00	.00	.00	30,000.00	.00	100.00
FUND/SCC-0079994 MHJ-MS LRNG GARD							
1ST SUBTOTAL-500 SUPPLIES AND MATERIALS							
519 OTHER GENERAL SUPPL		.00	700.00	330.00	1,420.00	-1,750.00	.00
TOTAL SUPPLIES AND MATERIALS		.00	700.00	330.00	1,420.00	-1,750.00	.00
TOTAL MHJ-MS LRNG GARD		.00	700.00	330.00	1,420.00	-1,750.00	.00
FUND/SCC-0099010 STORED VALUE CARDS - BLVD							
1ST SUBTOTAL-500 SUPPLIES AND MATERIALS							
511 CLASSROOM SUPPLIES		.00	2,699.76	.00	2,699.76	-2,699.76	.00
TOTAL SUPPLIES AND MATERIALS		.00	2,699.76	.00	2,699.76	-2,699.76	.00
TOTAL STORED VALUE CARDS - BL		.00	2,699.76	.00	2,699.76	-2,699.76	.00
FUND/SCC-0099020 STORED VALUE CARDS - FERN							
1ST SUBTOTAL-500 SUPPLIES AND MATERIALS							
511 CLASSROOM SUPPLIES		.00	3,505.71	.00	3,505.71	-3,505.71	.00
TOTAL SUPPLIES AND MATERIALS		.00	3,505.71	.00	3,505.71	-3,505.71	.00
TOTAL STORED VALUE CARDS - FE		.00	3,505.71	.00	3,505.71	-3,505.71	.00
FUND/SCC-0099030 STORED VALUE CARDS - LOMO							
1ST SUBTOTAL-500 SUPPLIES AND MATERIALS							
511 CLASSROOM SUPPLIES		.00	3,862.57	.00	3,862.57	-3,862.57	.00
TOTAL SUPPLIES AND MATERIALS		.00	3,862.57	.00	3,862.57	-3,862.57	.00
TOTAL STORED VALUE CARDS - LO		.00	3,862.57	.00	3,862.57	-3,862.57	.00
FUND/SCC-0099060 STORED VALUE CARDS - MERC							
1ST SUBTOTAL-500 SUPPLIES AND MATERIALS							
511 CLASSROOM SUPPLIES		.00	3,970.42	.00	3,970.42	-3,970.42	.00

POWERSCHOOL
DATE: 09/15/2022
TIME: 09:24:28

SHAKER HEIGHTS CITY SCHOOLS
EXPENDITURE STATUS REPORT

PAGE NUMBER: 6
EXPSTA11

SELECTION CRITERIA: ALL
ACCOUNTING PERIOD: 2/23

SORTED BY: FUND/SCC,1ST SUBTOTAL,ACCOUNT
TOTALD ON: FUND/SCC,1ST SUBTOTAL
PAGE BREAKS ON:

FUND/SCC-0099060 STORED VALUE CARDS - MERC
1ST SUBTOTAL-500 SUPPLIES AND MATERIALS

ACCOUNT	TITLE	BUDGET	PERIOD EXPENDITURES	ENCUMBRANCES OUTSTANDING	YEAR TO DATE EXP	AVAILABLE BALANCE	YTD/ BUD
TOTAL SUPPLIES AND MATERIALS		.00	3,970.42	.00	3,970.42	-3,970.42	.00
TOTAL STORED VALUE CARDS - ME		.00	3,970.42	.00	3,970.42	-3,970.42	.00
FUND/SCC-0099080 STORED VALUE CARDS - ONAW							
1ST SUBTOTAL-500 SUPPLIES AND MATERIALS							
511 CLASSROOM SUPPLIES		.00	2,336.10	.00	2,336.10	-2,336.10	.00
TOTAL SUPPLIES AND MATERIALS		.00	2,336.10	.00	2,336.10	-2,336.10	.00
TOTAL STORED VALUE CARDS - ON		.00	2,336.10	.00	2,336.10	-2,336.10	.00
FUND/SCC-0099110 STORED VALUE CARDS - WOOD							
1ST SUBTOTAL-500 SUPPLIES AND MATERIALS							
511 CLASSROOM SUPPLIES		.00	2,674.19	3,333.00	2,674.19	-6,007.19	.00
TOTAL SUPPLIES AND MATERIALS		.00	2,674.19	3,333.00	2,674.19	-6,007.19	.00
TOTAL STORED VALUE CARDS - WO		.00	2,674.19	3,333.00	2,674.19	-6,007.19	.00
FUND/SCC-0099209 STORED VALUE CARDS - MAST							
1ST SUBTOTAL-500 SUPPLIES AND MATERIALS							
511 CLASSROOM SUPPLIES		.00	74,271.26	.00	74,271.26	-74,271.26	.00
TOTAL SUPPLIES AND MATERIALS		.00	74,271.26	.00	74,271.26	-74,271.26	.00
TOTAL STORED VALUE CARDS - MA		.00	74,271.26	.00	74,271.26	-74,271.26	.00
FUND/SCC-0099218 INSTRUCTIONAL FEES HIGH S							
1ST SUBTOTAL-500 SUPPLIES AND MATERIALS							
511 CLASSROOM SUPPLIES		.00	6,733.05	2,000.00	9,372.15	-11,372.15	.00
TOTAL SUPPLIES AND MATERIALS		.00	6,733.05	2,000.00	9,372.15	-11,372.15	.00
TOTAL INSTRUCTIONAL FEES HIGH		.00	6,733.05	2,000.00	9,372.15	-11,372.15	.00
FUND/SCC-0119231 SPECIAL TEST - AP							
1ST SUBTOTAL-500 SUPPLIES AND MATERIALS							
519 OTHER GENERAL SUPPL		3,822.00	.00	3,822.00	.00	.00	100.00
TOTAL SUPPLIES AND MATERIALS		3,822.00	.00	3,822.00	.00	.00	100.00
TOTAL SPECIAL TEST - AP		3,822.00	.00	3,822.00	.00	.00	100.00
FUND/SCC-0149235 GERMAN SUMMER TRAVEL							
1ST SUBTOTAL-400 PURCHASED SERVICES							
439 OTHER TRAV./MEET EX		.00	2,697.39	118.08	4,531.48	-4,649.56	.00
TOTAL PURCHASED SERVICES		.00	2,697.39	118.08	4,531.48	-4,649.56	.00
TOTAL GERMAN SUMMER TRAVEL		.00	2,697.39	118.08	4,531.48	-4,649.56	.00

POWERSCHOOL
 DATE: 09/15/2022
 TIME: 09:24:28

SHAKER HEIGHTS CITY SCHOOLS
 EXPENDITURE STATUS REPORT

PAGE NUMBER: 7
 EXPSTA11

SELECTION CRITERIA: ALL
 ACCOUNTING PERIOD: 2/23

SORTED BY: FUND/SCC,1ST SUBTOTAL,ACCOUNT
 TOTALED ON: FUND/SCC,1ST SUBTOTAL
 PAGE BREAKS ON:

FUND/SCC-0149237 ROTARY-INTERNAL SERV OTH
 1ST SUBTOTAL-500 SUPPLIES AND MATERIALS

ACCOUNT	TITLE	BUDGET	PERIOD EXPENDITURES	ENCUMBRANCES OUTSTANDING	YEAR TO DATE EXP	AVAILABLE BALANCE	YTD/ BUD
FUND/SCC-0149237	ROTARY-INTERNAL SERV OTH						
519	OTHER GENERAL SUPPL	.00	.00	.00	240.00	-240.00	.00
	TOTAL SUPPLIES AND MATERIALS	.00	.00	.00	240.00	-240.00	.00
	TOTAL ROTARY-INTERNAL SERV OT	.00	.00	.00	240.00	-240.00	.00
FUND/SCC-0149238	RTA TICKETS						
1ST SUBTOTAL-400	PURCHASED SERVICES						
483	TRANSP. FROM OTHER	.00	.00	4,462.50	.00	-4,462.50	.00
	TOTAL PURCHASED SERVICES	.00	.00	4,462.50	.00	-4,462.50	.00
	TOTAL RTA TICKETS	.00	.00	4,462.50	.00	-4,462.50	.00
FUND/SCC-0149241	TRANSCRIPT FEES						
1ST SUBTOTAL-400	PURCHASED SERVICES						
419	OTHER PROF. & TECH.	.00	.00	1,258.57	.00	-1,258.57	.00
	TOTAL PURCHASED SERVICES	.00	.00	1,258.57	.00	-1,258.57	.00
	TOTAL TRANSCRIPT FEES	.00	.00	1,258.57	.00	-1,258.57	.00
FUND/SCC-0189245	CHOIR/ORCH BOOSTER						
1ST SUBTOTAL-400	PURCHASED SERVICES						
439	OTHER TRAV./MEET EX	.00	.00	48,363.00	.00	-48,363.00	.00
489	TRANSPORTATION OTHR	.00	.00	6,430.00	.00	-6,430.00	.00
	TOTAL PURCHASED SERVICES	.00	.00	54,793.00	.00	-54,793.00	.00
1ST SUBTOTAL-500	SUPPLIES AND MATERIALS						
519	OTHER GENERAL SUPPL	.00	.00	1,700.00	.00	-1,700.00	.00
	TOTAL SUPPLIES AND MATERIALS	.00	.00	1,700.00	.00	-1,700.00	.00
	TOTAL CHOIR/ORCH BOOSTER	.00	.00	56,493.00	.00	-56,493.00	.00
FUND/SCC-0189257	WOODBURY 6TH GRADE CAMP						
1ST SUBTOTAL-500	SUPPLIES AND MATERIALS						
519	OTHER GENERAL SUPPL	42,000.00	.00	.00	43,692.31	-1,692.31	104.03
	TOTAL SUPPLIES AND MATERIALS	42,000.00	.00	.00	43,692.31	-1,692.31	104.03
	TOTAL WOODBURY 6TH GRADE CAMP	42,000.00	.00	.00	43,692.31	-1,692.31	104.03
FUND/SCC-0189283	LOMOND						
1ST SUBTOTAL-500	SUPPLIES AND MATERIALS						
519	OTHER GENERAL SUPPL	150.00	.00	150.00	348.25	-348.25	332.17
	TOTAL SUPPLIES AND MATERIALS	150.00	.00	150.00	348.25	-348.25	332.17
	TOTAL LOMOND	150.00	.00	150.00	348.25	-348.25	332.17

POWERSCHOOL
DATE: 09/15/2022
TIME: 09:24:28

SHAKER HEIGHTS CITY SCHOOLS
EXPENDITURE STATUS REPORT

PAGE NUMBER: 8
EXPSTA11

SELECTION CRITERIA: ALL
ACCOUNTING PERIOD: 2/23

SORTED BY: FUND/SCC,1ST SUBTOTAL,ACCOUNT
TOALED ON: FUND/SCC,1ST SUBTOTAL
PAGE BREAKS ON:

FUND/SCC-0189287 MIDDLE SCHOOL
1ST SUBTOTAL-200 EMPLOYEE RETIREMNT & INS.

ACCOUNT	TITLE	BUDGET	PERIOD EXPENDITURES	ENCUMBRANCES OUTSTANDING	YEAR TO DATE EXP	AVAILABLE BALANCE	YTD/ BUD
FUND/SCC-0189287 MIDDLE SCHOOL							
233	MEETING EXPENSE-SUP	205.54	.00	205.54	.00	.00	100.00
	TOTAL EMPLOYEE RETIREMNT & IN	205.54	.00	205.54	.00	.00	100.00
1ST SUBTOTAL-400 PURCHASED SERVICES							
419	OTHER PROF. & TECH.	2,201.44	.00	2,149.44	.00	52.00	97.64
	TOTAL PURCHASED SERVICES	2,201.44	.00	2,149.44	.00	52.00	97.64
1ST SUBTOTAL-500 SUPPLIES AND MATERIALS							
519	OTHER GENERAL SUPPL	5,940.18	.00	5,940.18	.00	.00	100.00
	TOTAL SUPPLIES AND MATERIALS	5,940.18	.00	5,940.18	.00	.00	100.00
	TOTAL MIDDLE SCHOOL	8,347.16	.00	8,295.16	.00	52.00	99.38
FUND/SCC-0189288 HIGH SCHOOL							
1ST SUBTOTAL-500 SUPPLIES AND MATERIALS							
511	CLASSROOM SUPPLIES	286.21	56.00	1,850.49	4,407.66	-5,971.94	2186.56
519	OTHER GENERAL SUPPL	675.00	9,840.00	675.00	9,947.82	-9,947.82	1573.75
	TOTAL SUPPLIES AND MATERIALS	961.21	9,896.00	2,525.49	14,355.48	-15,919.76	1756.22
	TOTAL HIGH SCHOOL	961.21	9,896.00	2,525.49	14,355.48	-15,919.76	1756.22
FUND/SCC-0189289 PTO GRANTS - HIGH SCHOOL							
1ST SUBTOTAL-500 SUPPLIES AND MATERIALS							
511	CLASSROOM SUPPLIES	.00	.00	.00	-189.90	189.90	.00
519	OTHER GENERAL SUPPL	308.00	.00	.00	-72.63	380.63	-23.58
	TOTAL SUPPLIES AND MATERIALS	308.00	.00	.00	-262.53	570.53	-85.24
	TOTAL PTO GRANTS - HIGH SCHOO	308.00	.00	.00	-262.53	570.53	-85.24
FUND/SCC-0220000 STRS							
1ST SUBTOTAL-200 EMPLOYEE RETIREMNT & INS.							
211	STRS-EMPLOYER'S SHA	.00	12,716.33	.00	7,847.86	-7,847.86	.00
	TOTAL EMPLOYEE RETIREMNT & IN	.00	12,716.33	.00	7,847.86	-7,847.86	.00
	TOTAL STRS	.00	12,716.33	.00	7,847.86	-7,847.86	.00
FUND/SCC-0229269 DEARBORN OPT LIFE INSUR							
1ST SUBTOTAL-200 EMPLOYEE RETIREMNT & INS.							
242	LIFE INSURANCE	.00	4,357.83	.00	8,722.06	-8,722.06	.00
	TOTAL EMPLOYEE RETIREMNT & IN	.00	4,357.83	.00	8,722.06	-8,722.06	.00
	TOTAL DEARBORN OPT LIFE INSUR	.00	4,357.83	.00	8,722.06	-8,722.06	.00

FUND/SCC-0229270 STRS PICKUP
1ST SUBTOTAL-200 EMPLOYEE RETIREMNT & INS.

POWERSCHOOL
DATE: 09/15/2022
TIME: 09:24:28

SHAKER HEIGHTS CITY SCHOOLS
EXPENDITURE STATUS REPORT

PAGE NUMBER: 9
EXPSTA11

SELECTION CRITERIA: ALL
ACCOUNTING PERIOD: 2/23

SORTED BY: FUND/SCC,1ST SUBTOTAL,ACCOUNT
TOTALLED ON: FUND/SCC,1ST SUBTOTAL
PAGE BREAKS ON:

FUND/SCC-0229270 STRS PICKUP
1ST SUBTOTAL-200 EMPLOYEE RETIREMNT & INS.

ACCOUNT	- - - - TITLE - - - -	BUDGET	PERIOD EXPENDITURES	ENCUMBRANCES OUTSTANDING	YEAR TO DATE EXP	AVAILABLE BALANCE	YTD/ BUD
212	STRS-EMPLOYER'S SHA	.00	.00	.00	.00	.00	.00
	TOTAL EMPLOYEE RETIREMNT & IN	.00	.00	.00	.00	.00	.00
	TOTAL STRS PICKUP	.00	.00	.00	.00	.00	.00
FUND/SCC-0229271 MEDICARE TAX							
1ST SUBTOTAL-200	EMPLOYEE RETIREMNT & INS.						
213	SOCIAL SECURITY	.00	.00	.00	.00	.00	.00
223	SOCIAL SECURITY	.00	.00	.00	.00	.00	.00
	TOTAL EMPLOYEE RETIREMNT & IN	.00	.00	.00	.00	.00	.00
	TOTAL MEDICARE TAX	.00	.00	.00	.00	.00	.00
FUND/SCC-0229272 SERS							
1ST SUBTOTAL-200	EMPLOYEE RETIREMNT & INS.						
221	SERS-EMPLOYER'S SHA	.00	19,849.14	.00	31,813.57	-31,813.57	.00
	TOTAL EMPLOYEE RETIREMNT & IN	.00	19,849.14	.00	31,813.57	-31,813.57	.00
	TOTAL SERS	.00	19,849.14	.00	31,813.57	-31,813.57	.00
FUND/SCC-0229273 SERS PICKUP							
1ST SUBTOTAL-200	EMPLOYEE RETIREMNT & INS.						
222	SERS-EMPLOYER'S SHA	.00	.00	.00	.00	.00	.00
	TOTAL EMPLOYEE RETIREMNT & IN	.00	.00	.00	.00	.00	.00
	TOTAL SERS PICKUP	.00	.00	.00	.00	.00	.00
FUND/SCC-0229290 ALLSTATE VOLUNTARY INSURA							
1ST SUBTOTAL-200	EMPLOYEE RETIREMNT & INS.						
242	LIFE INSURANCE	.00	17,830.76	.00	35,660.48	-35,660.48	.00
	TOTAL EMPLOYEE RETIREMNT & IN	.00	17,830.76	.00	35,660.48	-35,660.48	.00
	TOTAL ALLSTATE VOLUNTARY INSU	.00	17,830.76	.00	35,660.48	-35,660.48	.00
FUND/SCC-0229291 LINCOLN NATIONAL LTD							
1ST SUBTOTAL-200	EMPLOYEE RETIREMNT & INS.						
242	LIFE INSURANCE	.00	4,164.90	.00	8,695.31	-8,695.31	.00
	TOTAL EMPLOYEE RETIREMNT & IN	.00	4,164.90	.00	8,695.31	-8,695.31	.00
	TOTAL LINCOLN NATIONAL LTD	.00	4,164.90	.00	8,695.31	-8,695.31	.00
FUND/SCC-0229293 MEDICAL MUTUAL FLEX PLAN							
1ST SUBTOTAL-800	OTHER OBJECTS						
849	OTHER DUES AND FEES	.00	928.80	.00	1,857.60	-1,857.60	.00
859	OTHER INSURANCE	.00	17,527.87	.00	35,517.61	-35,517.61	.00
	TOTAL OTHER OBJECTS	.00	18,456.67	.00	37,375.21	-37,375.21	.00

POWERSCHOOL
DATE: 09/15/2022
TIME: 09:24:28

SHAKER HEIGHTS CITY SCHOOLS
EXPENDITURE STATUS REPORT

PAGE NUMBER: 10
EXPSTA11

SELECTION CRITERIA: ALL
ACCOUNTING PERIOD: 2/23

SORTED BY: FUND/SCC,1ST SUBTOTAL,ACCOUNT
TOTALLED ON: FUND/SCC,1ST SUBTOTAL
PAGE BREAKS ON:

FUND/SCC-0229293 MEDICAL MUTUAL FLEX PLAN
1ST SUBTOTAL-800 OTHER OBJECTS

ACCOUNT	TITLE	BUDGET	PERIOD EXPENDITURES	ENCUMBRANCES OUTSTANDING	YEAR TO DATE EXP	AVAILABLE BALANCE	YTD/ BUD
TOTAL MEDICAL MUTUAL FLEX PLA		.00	18,456.67	.00	37,375.21	-37,375.21	.00
FUND/SCC-0229294 LEGAL SHIELD EMPLOYEE PD							
1ST SUBTOTAL-200 EMPLOYEE RETIREMNT & INS.							
242 LIFE INSURANCE		.00	1,161.85	.00	2,323.70	-2,323.70	.00
TOTAL EMPLOYEE RETIREMNT & IN		.00	1,161.85	.00	2,323.70	-2,323.70	.00
TOTAL LEGAL SHIELD EMPLOYEE P		.00	1,161.85	.00	2,323.70	-2,323.70	.00
FUND/SCC-0229801 HATHAWAY BROWN-AGENCY							
1ST SUBTOTAL-100 PERSONAL SERVICES							
111 REGULAR		.00	13,489.84	.00	26,979.68	-26,979.68	.00
TOTAL PERSONAL SERVICES		.00	13,489.84	.00	26,979.68	-26,979.68	.00
1ST SUBTOTAL-200 EMPLOYEE RETIREMNT & INS.							
211 STRS-EMPLOYER'S SHA		.00	1,888.58	.00	3,777.16	-3,777.16	.00
213 SOCIAL SECURITY		.00	188.02	.00	376.04	-376.04	.00
241 MEDICAL/HOSPITALIZA		.00	2,648.08	.00	5,296.16	-5,296.16	.00
242 LIFE INSURANCE		.00	12.80	.00	25.60	-25.60	.00
243 DENTAL INSURANCE		.00	193.56	.00	387.12	-387.12	.00
249 CERTIFIED OTHER INS		.00	657.44	.00	1,314.88	-1,314.88	.00
TOTAL EMPLOYEE RETIREMNT & IN		.00	5,588.48	.00	11,176.96	-11,176.96	.00
TOTAL HATHAWAY BROWN-AGENCY		.00	19,078.32	.00	38,156.64	-38,156.64	.00
FUND/SCC-0229802 LAUREL SCHOOL-AGENCY							
1ST SUBTOTAL-100 PERSONAL SERVICES							
111 REGULAR		.00	8,044.32	.00	16,088.64	-16,088.64	.00
TOTAL PERSONAL SERVICES		.00	8,044.32	.00	16,088.64	-16,088.64	.00
1ST SUBTOTAL-200 EMPLOYEE RETIREMNT & INS.							
211 STRS-EMPLOYER'S SHA		.00	1,126.20	.00	2,252.40	-2,252.40	.00
213 SOCIAL SECURITY		.00	112.86	.00	225.72	-225.72	.00
241 MEDICAL/HOSPITALIZA		.00	1,324.04	.00	2,648.08	-2,648.08	.00
242 LIFE INSURANCE		.00	6.40	.00	12.80	-12.80	.00
243 DENTAL INSURANCE		.00	96.78	.00	193.56	-193.56	.00
249 CERTIFIED OTHER INS		.00	328.72	.00	657.44	-657.44	.00
TOTAL EMPLOYEE RETIREMNT & IN		.00	2,995.00	.00	5,990.00	-5,990.00	.00
TOTAL LAUREL SCHOOL-AGENCY		.00	11,039.32	.00	22,078.64	-22,078.64	.00
FUND/SCC-0229804 GRANT HOLDING ACCOUNT							
1ST SUBTOTAL-500 SUPPLIES AND MATERIALS							
511 CLASSROOM SUPPLIES		.00	-19,047.00	.00	-175.54	175.54	.00
TOTAL SUPPLIES AND MATERIALS		.00	-19,047.00	.00	-175.54	175.54	.00

POWERSCHOOL
DATE: 09/15/2022
TIME: 09:24:28

SHAKER HEIGHTS CITY SCHOOLS
EXPENDITURE STATUS REPORT

PAGE NUMBER: 11
EXPSTA11

SELECTION CRITERIA: ALL
ACCOUNTING PERIOD: 2/23

SORTED BY: FUND/SCC,1ST SUBTOTAL,ACCOUNT
TOTALLED ON: FUND/SCC,1ST SUBTOTAL
PAGE BREAKS ON:

FUND/SCC-0229804 GRANT HOLDING ACCOUNT
1ST SUBTOTAL-500 SUPPLIES AND MATERIALS

ACCOUNT	- - - - - TITLE - - - - -	BUDGET	PERIOD EXPENDITURES	ENCUMBRANCES OUTSTANDING	YEAR TO DATE EXP	AVAILABLE BALANCE	YTD/ BUD
1ST SUBTOTAL-600 CAPITAL OUTLAY							
630	IMPROVEMENTS NON BU	.00	.00	.00	-114,768.75	114,768.75	.00
	TOTAL CAPITAL OUTLAY	.00	.00	.00	-114,768.75	114,768.75	.00
1ST SUBTOTAL-800 OTHER OBJECTS							
856	BENEFITS AND CLAIMS	.00	.00	.00	-375,000.00	375,000.00	.00
	TOTAL OTHER OBJECTS	.00	.00	.00	-375,000.00	375,000.00	.00
	TOTAL GRANT HOLDING ACCOUNT	.00	-19,047.00	.00	-489,944.29	489,944.29	.00
FUND/SCC-0229806 UNIVERSITY SCHOOL-AGENCY							
1ST SUBTOTAL-100 PERSONAL SERVICES							
111	REGULAR	.00	7,591.84	.00	15,183.68	-15,183.68	.00
	TOTAL PERSONAL SERVICES	.00	7,591.84	.00	15,183.68	-15,183.68	.00
1ST SUBTOTAL-200 EMPLOYEE RETIREMNT & INS.							
211	STRS-EMPLOYER'S SHA	.00	1,062.86	.00	2,125.72	-2,125.72	.00
213	SOCIAL SECURITY	.00	106.30	.00	212.60	-212.60	.00
241	MEDICAL/HOSPITALIZA	.00	1,324.04	.00	2,648.08	-2,648.08	.00
242	LIFE INSURANCE	.00	6.40	.00	12.80	-12.80	.00
243	DENTAL INSURANCE	.00	96.78	.00	193.56	-193.56	.00
249	CERTIFIED OTHER INS	.00	328.72	.00	657.44	-657.44	.00
	TOTAL EMPLOYEE RETIREMNT & IN	.00	2,925.10	.00	5,850.20	-5,850.20	.00
	TOTAL UNIVERSITY SCHOOL-AGENC	.00	10,516.94	.00	21,033.88	-21,033.88	.00
FUND/SCC-0240000 EMP. BEN/SELF INS.PRESCRI							
1ST SUBTOTAL-800 OTHER OBJECTS							
856	BENEFITS AND CLAIMS	.00	188,279.73	.00	374,458.71	-374,458.71	.00
	TOTAL OTHER OBJECTS	.00	188,279.73	.00	374,458.71	-374,458.71	.00
	TOTAL EMP. BEN/SELF INS.PRESC	.00	188,279.73	.00	374,458.71	-374,458.71	.00
FUND/SCC-0249261 EMP. BEN/SELF INS./DENTAL							
1ST SUBTOTAL-400 PURCHASED SERVICES							
491	THIRD PARTY ADMINIS	.00	2,476.08	.00	4,952.16	-4,952.16	.00
	TOTAL PURCHASED SERVICES	.00	2,476.08	.00	4,952.16	-4,952.16	.00
1ST SUBTOTAL-800 OTHER OBJECTS							
856	BENEFITS AND CLAIMS	.00	59,315.06	.00	124,341.29	-124,341.29	.00
	TOTAL OTHER OBJECTS	.00	59,315.06	.00	124,341.29	-124,341.29	.00
	TOTAL EMP. BEN/SELF INS./DENT	.00	61,791.14	.00	129,293.45	-129,293.45	.00
FUND/SCC-0249262 EMP. BEN/SELF INS./HEALTH							

POWERSCHOOL
DATE: 09/15/2022
TIME: 09:24:28

SHAKER HEIGHTS CITY SCHOOLS
EXPENDITURE STATUS REPORT

PAGE NUMBER: 12
EXPSTA11

SELECTION CRITERIA: ALL
ACCOUNTING PERIOD: 2/23

SORTED BY: FUND/SCC,1ST SUBTOTAL,ACCOUNT
TOTALLED ON: FUND/SCC,1ST SUBTOTAL
PAGE BREAKS ON:

FUND/SCC-0249262 EMP. BEN/SELF INS./HEALTH
1ST SUBTOTAL-400 PURCHASED SERVICES

ACCOUNT	TITLE	BUDGET	PERIOD EXPENDITURES	ENCUMBRANCES OUTSTANDING	YEAR TO DATE EXP	AVAILABLE BALANCE	YTD/ BUD
1ST SUBTOTAL-400	PURCHASED SERVICES						
491	THIRD PARTY ADMINIS	.00	26,103.19	.00	52,315.60	-52,315.60	.00
492	STOP LOSS INSURANCE	.00	76,638.65	.00	153,603.49	-153,603.49	.00
499	OTHER PURCHASED SER	.00	4,100.00	.00	8,200.00	-8,200.00	.00
	TOTAL PURCHASED SERVICES	.00	106,841.84	.00	214,119.09	-214,119.09	.00
1ST SUBTOTAL-800	OTHER OBJECTS						
856	BENEFITS AND CLAIMS	.00	1,009,617.38	.00	2,088,274.83	-2,088,274.83	.00
889	OTHER AWARDS AND PR	.00	4,230.00	22,850.00	4,230.00	-27,080.00	.00
	TOTAL OTHER OBJECTS	.00	1,013,847.38	22,850.00	2,092,504.83	-2,115,354.83	.00
	TOTAL EMP. BEN/SELF INS./HEAL	.00	1,120,689.22	22,850.00	2,306,623.92	-2,329,473.92	.00
FUND/SCC-0249270	DEARBORN LIFE INSURANCE						
1ST SUBTOTAL-200	EMPLOYEE RETIREMNT & INS.						
242	LIFE INSURANCE	.00	5,117.44	.00	10,234.88	-10,234.88	.00
	TOTAL EMPLOYEE RETIREMNT & IN	.00	5,117.44	.00	10,234.88	-10,234.88	.00
	TOTAL DEARBORN LIFE INSURANCE	.00	5,117.44	.00	10,234.88	-10,234.88	.00
FUND/SCC-2009502	CHEERLEADERS						
1ST SUBTOTAL-500	SUPPLIES AND MATERIALS						
519	OTHER GENERAL SUPPL	.00	3,100.30	.00	3,100.30	-3,100.30	.00
	TOTAL SUPPLIES AND MATERIALS	.00	3,100.30	.00	3,100.30	-3,100.30	.00
	TOTAL CHEERLEADERS	.00	3,100.30	.00	3,100.30	-3,100.30	.00
FUND/SCC-2009521	DRAMA						
1ST SUBTOTAL-400	PURCHASED SERVICES						
419	OTHER PROF. & TECH.	.00	2,421.65	.00	2,421.65	-2,421.65	.00
	TOTAL PURCHASED SERVICES	.00	2,421.65	.00	2,421.65	-2,421.65	.00
	TOTAL DRAMA	.00	2,421.65	.00	2,421.65	-2,421.65	.00
FUND/SCC-2009525	LATIN CLUB						
1ST SUBTOTAL-500	SUPPLIES AND MATERIALS						
519	OTHER GENERAL SUPPL	35.95	35.95	.00	35.95	.00	100.00
	TOTAL SUPPLIES AND MATERIALS	35.95	35.95	.00	35.95	.00	100.00
	TOTAL LATIN CLUB	35.95	35.95	.00	35.95	.00	100.00
FUND/SCC-2009528	GRISTMILL						
1ST SUBTOTAL-400	PURCHASED SERVICES						
432	CERTIFIED MEETING E	.00	-3,120.00	3,120.00	.00	-3,120.00	.00
	TOTAL PURCHASED SERVICES	.00	-3,120.00	3,120.00	.00	-3,120.00	.00

POWERSCHOOL
DATE: 09/15/2022
TIME: 09:24:28

SHAKER HEIGHTS CITY SCHOOLS
EXPENDITURE STATUS REPORT

PAGE NUMBER: 13
EXPSTA11

SELECTION CRITERIA: ALL
ACCOUNTING PERIOD: 2/23

SORTED BY: FUND/SCC,1ST SUBTOTAL,ACCOUNT
TOTALLED ON: FUND/SCC,1ST SUBTOTAL
PAGE BREAKS ON:

FUND/SCC-2009528 GRISTMILL
1ST SUBTOTAL-400 PURCHASED SERVICES

ACCOUNT	- - - - TITLE - - - -	BUDGET	PERIOD EXPENDITURES	ENCUMBRANCES OUTSTANDING	YEAR TO DATE EXP	AVAILABLE BALANCE	YTD/ BUD
	TOTAL GRISTMILL	.00	-3,120.00	3,120.00	.00	-3,120.00	.00
FUND/SCC-2009531 INSTRUMENTAL							
1ST SUBTOTAL-400 PURCHASED SERVICES							
419	OTHER PROF. & TECH.	.00	.00	300.00	.00	-300.00	.00
	TOTAL PURCHASED SERVICES	.00	.00	300.00	.00	-300.00	.00
1ST SUBTOTAL-500 SUPPLIES AND MATERIALS							
519	OTHER GENERAL SUPPL	.00	3,207.89	4,926.00	3,207.89	-8,133.89	.00
	TOTAL SUPPLIES AND MATERIALS	.00	3,207.89	4,926.00	3,207.89	-8,133.89	.00
	TOTAL INSTRUMENTAL	.00	3,207.89	5,226.00	3,207.89	-8,433.89	.00
FUND/SCC-2009534 RUGBY CLUB							
1ST SUBTOTAL-500 SUPPLIES AND MATERIALS							
519	OTHER GENERAL SUPPL	1,117.50	.00	1,117.50	.00	.00	100.00
	TOTAL SUPPLIES AND MATERIALS	1,117.50	.00	1,117.50	.00	.00	100.00
	TOTAL RUGBY CLUB	1,117.50	.00	1,117.50	.00	.00	100.00
FUND/SCC-2009586 RAIDERETTES (STUDENT ACTI							
1ST SUBTOTAL-500 SUPPLIES AND MATERIALS							
519	OTHER GENERAL SUPPL	.00	1,986.50	536.50	1,986.50	-2,523.00	.00
	TOTAL SUPPLIES AND MATERIALS	.00	1,986.50	536.50	1,986.50	-2,523.00	.00
	TOTAL RAIDERETTES (STUDENT AC	.00	1,986.50	536.50	1,986.50	-2,523.00	.00
FUND/SCC-3009601 H.S. MEN'S ATHLETICS							
1ST SUBTOTAL-400 PURCHASED SERVICES							
419	OTHER PROF. & TECH.	.00	5,067.50	13,160.00	5,067.50	-18,227.50	.00
433	NONCERTIFIED TRAVEL	48.21	45.00	.00	45.00	3.21	93.34
439	OTHER TRAV./MEET EX	.00	.00	.00	1,341.50	-1,341.50	.00
483	TRANSP. FROM OTHER	.00	2,775.00	22,225.00	2,775.00	-25,000.00	.00
	TOTAL PURCHASED SERVICES	48.21	7,887.50	35,385.00	9,229.00	-44,565.79	92540.97
1ST SUBTOTAL-500 SUPPLIES AND MATERIALS							
519	OTHER GENERAL SUPPL	560.00	11,442.12	21,934.82	32,708.51	-54,083.33	9757.74
560	FOOD & MATERIALS	.00	-11.00	.00	-11.00	11.00	.00
	TOTAL SUPPLIES AND MATERIALS	560.00	11,431.12	21,934.82	32,697.51	-54,072.33	9755.77
1ST SUBTOTAL-600 CAPITAL OUTLAY							
640	EQUIPMENT	1,498.00	495.00	1,498.00	495.00	-495.00	133.04
	TOTAL CAPITAL OUTLAY	1,498.00	495.00	1,498.00	495.00	-495.00	133.04
1ST SUBTOTAL-800 OTHER OBJECTS							
849	OTHER DUES AND FEES	.00	4,530.50	300.00	14,573.17	-14,873.17	.00

POWERSCHOOL
DATE: 09/15/2022
TIME: 09:24:28

SHAKER HEIGHTS CITY SCHOOLS
EXPENDITURE STATUS REPORT

PAGE NUMBER: 14
EXPSTA11

SELECTION CRITERIA: ALL
ACCOUNTING PERIOD: 2/23

SORTED BY: FUND/SCC,1ST SUBTOTAL,ACCOUNT
TOALED ON: FUND/SCC,1ST SUBTOTAL
PAGE BREAKS ON:

FUND/SCC-3009601 H.S. MEN'S ATHLETICS
1ST SUBTOTAL-800 OTHER OBJECTS

ACCOUNT	- - - - TITLE - - - -	BUDGET	PERIOD EXPENDITURES	ENCUMBRANCES OUTSTANDING	YEAR TO DATE EXP	AVAILABLE BALANCE	YTD/ BUD
880	AWARDS AND PRIZES	.00	487.50	1,083.75	487.50	-1,571.25	.00
	TOTAL OTHER OBJECTS	.00	5,018.00	1,383.75	15,060.67	-16,444.42	.00
	TOTAL H.S. MEN'S ATHLETICS	2,106.21	24,831.62	60,201.57	57,482.18	-115,577.54	5587.47

FUND/SCC-3009602 M.S. ATHLETICS
1ST SUBTOTAL-500 SUPPLIES AND MATERIALS
519 OTHER GENERAL SUPPL .00 1,707.31 20,845.72 1,707.31 -22,553.03 .00
TOTAL SUPPLIES AND MATERIALS .00 1,707.31 20,845.72 1,707.31 -22,553.03 .00

1ST SUBTOTAL-800 OTHER OBJECTS
849 OTHER DUES AND FEES .00 150.00 .00 150.00 -150.00 .00
TOTAL OTHER OBJECTS .00 150.00 .00 150.00 -150.00 .00
TOTAL M.S. ATHLETICS .00 1,857.31 20,845.72 1,857.31 -22,703.03 .00

FUND/SCC-3009603 H.S. WOMEN'S ATHLETICS
1ST SUBTOTAL-400 PURCHASED SERVICES
419 OTHER PROF. & TECH. .00 4,467.50 15,000.00 4,467.50 -19,467.50 .00
439 OTHER TRAV./MEET EX .00 .00 .00 1,341.50 -1,341.50 .00
483 TRANSP. FROM OTHER .00 2,985.00 22,015.00 2,985.00 -25,000.00 .00
TOTAL PURCHASED SERVICES .00 7,452.50 37,015.00 8,794.00 -45,809.00 .00

1ST SUBTOTAL-500 SUPPLIES AND MATERIALS
519 OTHER GENERAL SUPPL 560.00 17,224.98 776.18 19,423.84 -19,640.02 3607.15
560 FOOD & MATERIALS .00 .00 .00 829.75 -829.75 .00
TOTAL SUPPLIES AND MATERIALS 560.00 17,224.98 776.18 20,253.59 -20,469.77 3755.32

1ST SUBTOTAL-600 CAPITAL OUTLAY
640 EQUIPMENT 1,712.80 .00 1,712.80 .00 .00 100.00
TOTAL CAPITAL OUTLAY 1,712.80 .00 1,712.80 .00 .00 100.00

1ST SUBTOTAL-800 OTHER OBJECTS
849 OTHER DUES AND FEES .00 2,202.50 400.00 9,091.50 -9,491.50 .00
880 AWARDS AND PRIZES .00 487.50 2,232.57 487.50 -2,720.07 .00
TOTAL OTHER OBJECTS .00 2,690.00 2,632.57 9,579.00 -12,211.57 .00
TOTAL H.S. WOMEN'S ATHLETICS 2,272.80 27,367.48 42,136.55 38,626.59 -78,490.34 3553.46

FUND/SCC-3009608 GIRLS VOLLEYBALL FUND
1ST SUBTOTAL-500 SUPPLIES AND MATERIALS
519 OTHER GENERAL SUPPL .00 .00 .00 2,160.00 -2,160.00 .00
TOTAL SUPPLIES AND MATERIALS .00 .00 .00 2,160.00 -2,160.00 .00
TOTAL GIRLS VOLLEYBALL FUND .00 .00 .00 2,160.00 -2,160.00 .00

POWERSCHOOL
DATE: 09/15/2022
TIME: 09:24:28

SHAKER HEIGHTS CITY SCHOOLS
EXPENDITURE STATUS REPORT

PAGE NUMBER: 15
EXPSTA11

SELECTION CRITERIA: ALL
ACCOUNTING PERIOD: 2/23

SORTED BY: FUND/SCC,1ST SUBTOTAL,ACCOUNT
TOTALLED ON: FUND/SCC,1ST SUBTOTAL
PAGE BREAKS ON:

FUND/SCC-3009614 BASKETBALL FUNDRAISER
1ST SUBTOTAL-500 SUPPLIES AND MATERIALS

ACCOUNT	TITLE	BUDGET	PERIOD EXPENDITURES	ENCUMBRANCES OUTSTANDING	YEAR TO DATE EXP	AVAILABLE BALANCE	YTD/ BUD
FUND/SCC-3009614 BASKETBALL FUNDRAISER							
519 OTHER GENERAL SUPPL		.00	.00	1,600.00	333.08	-1,933.08	.00
TOTAL SUPPLIES AND MATERIALS		.00	.00	1,600.00	333.08	-1,933.08	.00
TOTAL BASKETBALL FUNDRAISER		.00	.00	1,600.00	333.08	-1,933.08	.00
FUND/SCC-3009620 GIRLS CROSS COUNTRY FUND							
1ST SUBTOTAL-400 PURCHASED SERVICES							
439 OTHER TRAV./MEET EX		.00	9,162.00	.00	9,162.00	-9,162.00	.00
TOTAL PURCHASED SERVICES		.00	9,162.00	.00	9,162.00	-9,162.00	.00
1ST SUBTOTAL-500 SUPPLIES AND MATERIALS							
519 OTHER GENERAL SUPPL		.00	384.00	312.50	384.00	-696.50	.00
TOTAL SUPPLIES AND MATERIALS		.00	384.00	312.50	384.00	-696.50	.00
TOTAL GIRLS CROSS COUNTRY FUN		.00	9,546.00	312.50	9,546.00	-9,858.50	.00
FUND/SCC-4019202 ST DOMINIC FY22							
1ST SUBTOTAL-100 PERSONAL SERVICES							
111 REGULAR		.00	3,001.18	.00	6,002.36	-6,002.36	.00
141 REGULAR		.00	3,260.34	.00	6,520.68	-6,520.68	.00
TOTAL PERSONAL SERVICES		.00	6,261.52	.00	12,523.04	-12,523.04	.00
1ST SUBTOTAL-200 EMPLOYEE RETIREMNT & INS.							
211 STRS-EMPLOYER'S SHA		.00	420.16	.00	840.32	-840.32	.00
213 SOCIAL SECURITY		.00	31.58	.00	63.16	-63.16	.00
221 SERS-EMPLOYER'S SHA		.00	511.88	.00	1,023.76	-1,023.76	.00
223 SOCIAL SECURITY		.00	42.54	.00	85.08	-85.08	.00
241 MEDICAL/HOSPITALIZA		.00	900.34	.00	1,800.68	-1,800.68	.00
242 LIFE INSURANCE		.00	4.36	.00	8.72	-8.72	.00
243 DENTAL INSURANCE		.00	65.80	.00	131.60	-131.60	.00
249 CERTIFIED OTHER INS		.00	223.52	.00	447.04	-447.04	.00
251 MEDICAL/HOSPITALIZA		.00	1,339.24	.00	2,678.48	-2,678.48	.00
252 LIFE INSURANCE		.00	6.40	.00	12.80	-12.80	.00
253 DENTAL INSURANCE		.00	97.88	.00	195.76	-195.76	.00
259 NONCERTIFIED INS BE		.00	332.50	.00	665.00	-665.00	.00
TOTAL EMPLOYEE RETIREMNT & IN		.00	3,976.20	.00	7,952.40	-7,952.40	.00
TOTAL ST DOMINIC FY22		.00	10,237.72	.00	20,475.44	-20,475.44	.00
FUND/SCC-4019303 ST DOMINIC FY 23							
1ST SUBTOTAL-400 PURCHASED SERVICES							
419 OTHER PROF. & TECH.		.00	70.00	43,800.00	70.00	-43,870.00	.00
TOTAL PURCHASED SERVICES		.00	70.00	43,800.00	70.00	-43,870.00	.00
1ST SUBTOTAL-500 SUPPLIES AND MATERIALS							

POWERSCHOOL
DATE: 09/15/2022
TIME: 09:24:28

SHAKER HEIGHTS CITY SCHOOLS
EXPENDITURE STATUS REPORT

PAGE NUMBER: 16
EXPSTA11

SELECTION CRITERIA: ALL
ACCOUNTING PERIOD: 2/23

SORTED BY: FUND/SCC,1ST SUBTOTAL,ACCOUNT
TOTALED ON: FUND/SCC,1ST SUBTOTAL
PAGE BREAKS ON:

FUND/SCC-4019303 ST DOMINIC FY 23
1ST SUBTOTAL-500 SUPPLIES AND MATERIALS

ACCOUNT	- - - - TITLE - - - -	BUDGET	PERIOD EXPENDITURES	ENCUMBRANCES OUTSTANDING	YEAR TO DATE EXP	AVAILABLE BALANCE	YTD/ BUD
511	CLASSROOM SUPPLIES	.00	250.95	1,648.32	2,562.98	-4,211.30	.00
516	SOFTWARE MATERIALS	.00	719.99	1,049.00	719.99	-1,768.99	.00
521	NEW TEXTBOOKS	.00	2,322.00	296.38	17,991.00	-18,287.38	.00
542	PERIODICALS	.00	1,364.83	.00	1,364.83	-1,364.83	.00
	TOTAL SUPPLIES AND MATERIALS	.00	4,657.77	2,993.70	22,638.80	-25,632.50	.00
	TOTAL ST DOMINIC FY 23	.00	4,727.77	46,793.70	22,708.80	-69,502.50	.00
FUND/SCC-4999022 PARENT MENTOR GRANT FY22							
1ST SUBTOTAL-100 PERSONAL SERVICES							
141	REGULAR	.00	1,720.84	.00	3,441.68	-3,441.68	.00
	TOTAL PERSONAL SERVICES	.00	1,720.84	.00	3,441.68	-3,441.68	.00
1ST SUBTOTAL-200 EMPLOYEE RETIREMNT & INS.							
213	SOCIAL SECURITY	.00	-9.36	.00	-9.36	9.36	.00
223	SOCIAL SECURITY	.00	9.36	.00	9.36	-9.36	.00
	TOTAL EMPLOYEE RETIREMNT & IN	.00	.00	.00	.00	.00	.00
	TOTAL PARENT MENTOR GRANT FY2	.00	1,720.84	.00	3,441.68	-3,441.68	.00
FUND/SCC-4999801 DIESEL MITIGATION FY21							
1ST SUBTOTAL-600 CAPITAL OUTLAY							
660	SCHOOL BUSES	50,000.00	.00	50,000.00	.00	.00	100.00
	TOTAL CAPITAL OUTLAY	50,000.00	.00	50,000.00	.00	.00	100.00
	TOTAL DIESEL MITIGATION FY21	50,000.00	.00	50,000.00	.00	.00	100.00
FUND/SCC-5079022 ESSER II							
1ST SUBTOTAL-400 PURCHASED SERVICES							
419	OTHER PROF. & TECH.	37,944.00	37,944.00	.00	37,944.00	.00	100.00
	TOTAL PURCHASED SERVICES	37,944.00	37,944.00	.00	37,944.00	.00	100.00
1ST SUBTOTAL-500 SUPPLIES AND MATERIALS							
511	CLASSROOM SUPPLIES	.00	783.92	.00	783.92	-783.92	.00
	TOTAL SUPPLIES AND MATERIALS	.00	783.92	.00	783.92	-783.92	.00
	TOTAL ESSER II	37,944.00	38,727.92	.00	38,727.92	-783.92	102.07
FUND/SCC-5079023 ARP ESSER							
1ST SUBTOTAL-100 PERSONAL SERVICES							
111	REGULAR	.00	83,158.40	.00	162,778.54	-162,778.54	.00
112	TEMPORARY	.00	.00	.00	25,942.00	-25,942.00	.00
119	OTHER CERTIFIED SAL	.00	76,762.05	.00	128,860.79	-128,860.79	.00
121	SICK LEAVE	.00	.00	.00	346.48	-346.48	.00
122	PERSONAL LEAVE	.00	.00	.00	1,291.94	-1,291.94	.00
125	PROFESSIONAL LEAVE	.00	.00	.00	1,899.84	-1,899.84	.00

POWERSCHOOL
DATE: 09/15/2022
TIME: 09:24:28

SHAKER HEIGHTS CITY SCHOOLS
EXPENDITURE STATUS REPORT

PAGE NUMBER: 17
EXPSTA11

SELECTION CRITERIA: ALL
ACCOUNTING PERIOD: 2/23

SORTED BY: FUND/SCC,1ST SUBTOTAL,ACCOUNT
TOEALED ON: FUND/SCC,1ST SUBTOTAL
PAGE BREAKS ON:

FUND/SCC-5079023 ARP ESSER
1ST SUBTOTAL-100 PERSONAL SERVICES

ACCOUNT	- - - - TITLE - - - -	BUDGET	PERIOD EXPENDITURES	ENCUMBRANCES OUTSTANDING	YEAR TO DATE EXP	AVAILABLE BALANCE	YTD/ BUD
149	OTHER NONCERTIFIED	.00	23,161.07	.00	37,576.97	-37,576.97	.00
	TOTAL PERSONAL SERVICES	.00	183,081.52	.00	358,696.56	-358,696.56	.00
1ST SUBTOTAL-200 EMPLOYEE RETIREMNT & INS.							
211	STRS-EMPLOYER'S SHA	.00	22,388.75	.00	44,956.54	-44,956.54	.00
213	SOCIAL SECURITY	.00	2,259.38	.00	4,547.75	-4,547.75	.00
221	SERS-EMPLOYER'S SHA	.00	3,501.16	.00	5,693.96	-5,693.96	.00
223	SOCIAL SECURITY	.00	333.95	.00	535.84	-535.84	.00
241	MEDICAL/HOSPITALIZA	.00	10,461.44	.00	20,922.88	-20,922.88	.00
242	LIFE INSURANCE	.00	83.20	.00	166.40	-166.40	.00
243	DENTAL INSURANCE	.00	812.34	.00	1,624.68	-1,624.68	.00
249	CERTIFIED OTHER INS	.00	2,591.42	.00	5,182.84	-5,182.84	.00
	TOTAL EMPLOYEE RETIREMNT & IN	.00	42,431.64	.00	83,630.89	-83,630.89	.00
1ST SUBTOTAL-400 PURCHASED SERVICES							
419	OTHER PROF. & TECH.	.00	.00	39,600.00	.00	-39,600.00	.00
	TOTAL PURCHASED SERVICES	.00	.00	39,600.00	.00	-39,600.00	.00
1ST SUBTOTAL-500 SUPPLIES AND MATERIALS							
519	OTHER GENERAL SUPPL	87,195.47	20,750.00	66,445.47	22,527.87	-1,777.87	102.04
	TOTAL SUPPLIES AND MATERIALS	87,195.47	20,750.00	66,445.47	22,527.87	-1,777.87	102.04
	TOTAL ARP ESSER	87,195.47	246,263.16	106,045.47	464,855.32	-483,705.32	654.74
FUND/SCC-5169216 IDEA B FY22							
1ST SUBTOTAL-100 PERSONAL SERVICES							
111	REGULAR	.00	9,116.46	.00	18,232.92	-18,232.92	.00
121	SICK LEAVE	.00	.00	.00	310.40	-310.40	.00
141	REGULAR	.00	50,547.38	.00	98,122.31	-98,122.31	.00
151	SICK LEAVE	.00	.00	.00	1,610.34	-1,610.34	.00
152	PERSONAL LEAVE	.00	.00	.00	999.68	-999.68	.00
155	PROFESSIONAL LEAVE	.00	.00	.00	155.20	-155.20	.00
	TOTAL PERSONAL SERVICES	.00	59,663.84	.00	119,430.85	-119,430.85	.00
1ST SUBTOTAL-200 EMPLOYEE RETIREMNT & INS.							
211	STRS-EMPLOYER'S SHA	.00	1,276.30	.00	2,552.60	-2,552.60	.00
213	SOCIAL SECURITY	.00	163.14	.00	292.85	-292.85	.00
221	SERS-EMPLOYER'S SHA	.00	7,935.97	.00	15,888.14	-15,888.14	.00
223	SOCIAL SECURITY	.00	645.25	.00	1,325.37	-1,325.37	.00
241	MEDICAL/HOSPITALIZA	.00	1,324.04	.00	2,648.08	-2,648.08	.00
242	LIFE INSURANCE	.00	6.40	.00	12.80	-12.80	.00
243	DENTAL INSURANCE	.00	96.78	.00	193.56	-193.56	.00
249	CERTIFIED OTHER INS	.00	328.72	.00	657.44	-657.44	.00
251	MEDICAL/HOSPITALIZA	.00	20,144.80	.00	40,289.60	-40,289.60	.00
252	LIFE INSURANCE	.00	134.40	.00	268.80	-268.80	.00
253	DENTAL INSURANCE	.00	1,447.36	.00	2,894.72	-2,894.72	.00

POWERSCHOOL
DATE: 09/15/2022
TIME: 09:24:28

SHAKER HEIGHTS CITY SCHOOLS
EXPENDITURE STATUS REPORT

PAGE NUMBER: 18
EXPSTA11

SELECTION CRITERIA: ALL
ACCOUNTING PERIOD: 2/23

SORTED BY: FUND/SCC,1ST SUBTOTAL,ACCOUNT
TOTALLED ON: FUND/SCC,1ST SUBTOTAL
PAGE BREAKS ON:

FUND/SCC-5169216 IDEA B FY22
1ST SUBTOTAL-200 EMPLOYEE RETIREMNT & INS.

ACCOUNT	TITLE	BUDGET	PERIOD EXPENDITURES	ENCUMBRANCES OUTSTANDING	YEAR TO DATE EXP	AVAILABLE BALANCE	YTD/ BUD
259	NONCERTIFIED INS BE	.00	4,784.66	.00	9,569.32	-9,569.32	.00
	TOTAL EMPLOYEE RETIREMNT & IN	.00	38,287.82	.00	76,593.28	-76,593.28	.00
1ST SUBTOTAL-400 PURCHASED SERVICES							
419	OTHER PROF. & TECH.	350.00	350.00	.00	350.00	.00	100.00
	TOTAL PURCHASED SERVICES	350.00	350.00	.00	350.00	.00	100.00
	TOTAL IDEA B FY22	350.00	98,301.66	.00	196,374.13	-196,024.13	56106.89
FUND/SCC-5169316 IDEA B FY23							
1ST SUBTOTAL-400 PURCHASED SERVICES							
419	OTHER PROF. & TECH.	.00	.00	10,000.00	.00	-10,000.00	.00
	TOTAL PURCHASED SERVICES	.00	.00	10,000.00	.00	-10,000.00	.00
	TOTAL IDEA B FY23	.00	.00	10,000.00	.00	-10,000.00	.00
FUND/SCC-5519251 TITLE III LEP FY22							
1ST SUBTOTAL-100 PERSONAL SERVICES							
111	REGULAR	.00	973.70	.00	1,491.21	-1,491.21	.00
121	SICK LEAVE	.00	.00	.00	456.19	-456.19	.00
	TOTAL PERSONAL SERVICES	.00	973.70	.00	1,947.40	-1,947.40	.00
	TOTAL TITLE III LEP FY22	.00	973.70	.00	1,947.40	-1,947.40	.00
FUND/SCC-5729272 TITLE I FY22							
1ST SUBTOTAL-100 PERSONAL SERVICES							
111	REGULAR	.00	.00	.00	26,825.37	-26,825.37	.00
121	SICK LEAVE	.00	.00	.00	678.50	-678.50	.00
122	PERSONAL LEAVE	.00	.00	.00	2,252.02	-2,252.02	.00
141	REGULAR	.00	.00	.00	6,692.52	-6,692.52	.00
	TOTAL PERSONAL SERVICES	.00	.00	.00	36,448.41	-36,448.41	.00
1ST SUBTOTAL-200 EMPLOYEE RETIREMNT & INS.							
213	SOCIAL SECURITY	.00	-46.14	.00	-46.14	46.14	.00
223	SOCIAL SECURITY	.00	46.14	.00	46.14	-46.14	.00
	TOTAL EMPLOYEE RETIREMNT & IN	.00	.00	.00	.00	.00	.00
	TOTAL TITLE I FY22	.00	.00	.00	36,448.41	-36,448.41	.00
FUND/SCC-5729322 EOEC FY 22							
1ST SUBTOTAL-100 PERSONAL SERVICES							
111	REGULAR	.00	1,835.06	.00	3,283.23	-3,283.23	.00
122	PERSONAL LEAVE	.00	.00	.00	386.89	-386.89	.00
	TOTAL PERSONAL SERVICES	.00	1,835.06	.00	3,670.12	-3,670.12	.00
1ST SUBTOTAL-200 EMPLOYEE RETIREMNT & INS.							

POWERSCHOOL
DATE: 09/15/2022
TIME: 09:24:28

SHAKER HEIGHTS CITY SCHOOLS
EXPENDITURE STATUS REPORT

PAGE NUMBER: 19
EXPSTA11

SELECTION CRITERIA: ALL
ACCOUNTING PERIOD: 2/23

SORTED BY: FUND/SCC,1ST SUBTOTAL,ACCOUNT
TOTALLED ON: FUND/SCC,1ST SUBTOTAL
PAGE BREAKS ON:

FUND/SCC-5729322 EOEC FY 22
1ST SUBTOTAL-200 EMPLOYEE RETIREMNT & INS.

ACCOUNT	- - - - TITLE - - - -	BUDGET	PERIOD EXPENDITURES	ENCUMBRANCES OUTSTANDING	YEAR TO DATE EXP	AVAILABLE BALANCE	YTD/ BUD
211	STRS-EMPLOYER'S SHA	.00	256.92	.00	513.84	-513.84	.00
213	SOCIAL SECURITY	.00	26.18	.00	52.36	-52.36	.00
241	MEDICAL/HOSPITALIZA	.00	151.04	.00	302.08	-302.08	.00
242	LIFE INSURANCE	.00	1.92	.00	3.84	-3.84	.00
243	DENTAL INSURANCE	.00	10.12	.00	20.24	-20.24	.00
249	CERTIFIED OTHER INS	.00	37.14	.00	74.28	-74.28	.00
	TOTAL EMPLOYEE RETIREMNT & IN	.00	483.32	.00	966.64	-966.64	.00
	TOTAL EOEC FY 22	.00	2,318.38	.00	4,636.76	-4,636.76	.00
FUND/SCC-5879287 PRE-K SPEC ED GRANT FY22							
1ST SUBTOTAL-100 PERSONAL SERVICES							
141	REGULAR	.00	946.94	.00	1,893.88	-1,893.88	.00
	TOTAL PERSONAL SERVICES	.00	946.94	.00	1,893.88	-1,893.88	.00
1ST SUBTOTAL-200 EMPLOYEE RETIREMNT & INS.							
213	SOCIAL SECURITY	.00	-6.25	.00	-6.25	6.25	.00
223	SOCIAL SECURITY	.00	6.25	.00	6.25	-6.25	.00
	TOTAL EMPLOYEE RETIREMNT & IN	.00	.00	.00	.00	.00	.00
	TOTAL PRE-K SPEC ED GRANT FY2	.00	946.94	.00	1,893.88	-1,893.88	.00
FUND/SCC-5909190 TITLE II FY21							
1ST SUBTOTAL-400 PURCHASED SERVICES							
432	CERTIFIED MEETING E	.00	.00	5,491.00	.00	-5,491.00	.00
	TOTAL PURCHASED SERVICES	.00	.00	5,491.00	.00	-5,491.00	.00
	TOTAL TITLE II FY21	.00	.00	5,491.00	.00	-5,491.00	.00
FUND/SCC-5909290 TITLE II FY22							
1ST SUBTOTAL-100 PERSONAL SERVICES							
111	REGULAR	.00	17,856.74	.00	31,682.71	-31,682.71	.00
121	SICK LEAVE	.00	.00	.00	3,326.27	-3,326.27	.00
122	PERSONAL LEAVE	.00	.00	.00	704.50	-704.50	.00
	TOTAL PERSONAL SERVICES	.00	17,856.74	.00	35,713.48	-35,713.48	.00
1ST SUBTOTAL-400 PURCHASED SERVICES							
432	CERTIFIED MEETING E	1,197.00	1,006.02	.00	1,006.02	190.98	84.05
	TOTAL PURCHASED SERVICES	1,197.00	1,006.02	.00	1,006.02	190.98	84.05
	TOTAL TITLE II FY22	1,197.00	18,862.76	.00	36,719.50	-35,522.50	3067.63

POWERSCHOOL
DATE: 09/15/2022
TIME: 09:24:28

SHAKER HEIGHTS CITY SCHOOLS
EXPENDITURE STATUS REPORT

PAGE NUMBER: 20
EXPSTA11

SELECTION CRITERIA: ALL
ACCOUNTING PERIOD: 2/23

SORTED BY: FUND/SCC,1ST SUBTOTAL,ACCOUNT
TOTALLED ON: FUND/SCC,1ST SUBTOTAL
PAGE BREAKS ON:

FUND/SCC-5909290 TITLE II FY22
1ST SUBTOTAL-400 PURCHASED SERVICES

ACCOUNT	- - - - - TITLE - - - - -	BUDGET	PERIOD EXPENDITURES	ENCUMBRANCES OUTSTANDING	YEAR TO DATE EXP	AVAILABLE BALANCE	YTD/ BUD
TOTAL REPORT		5,795,934.22	10,931,601.20	15,249,363.02	21,268,202.16	-30,721,630.96	630.05

9. SUMMARY CHECK REGISTER – ALL CHECKS

POWERSCHOOL
DATE: 09/15/2022
TIME: 09:36:34

SHAKER HEIGHTS CITY SCHOOLS
CHECK REGISTER INCLUDING SYSTEM VOIDS

PAGE NUMBER: 1
ACCTPA21
ACCOUNTING PERIOD: 2/23

SELECTION CRITERIA: chkstat.rundate between '20220801' and '20220831'

DISTRIBUTION FUND: 0010000

CHECK NUMBER	ISSUE DATE	VENDOR	STATUS	TOTAL	DESCRIPTION
167145	08/31/2022	BUCKEYE STATE	V	-3120.00	VOID MANUAL CHECK
* 167243	08/12/2022	OHIO DEPT OF COMMERCE	V	0.00	VOID: MULTI STUB CHECK
* 167268	08/23/2022	AABLE RENTS	R	1623.50	ACCOUNTS PAYABLE CHECK
167269	08/23/2022	AMERICAN FENCE COMPANY	R	2965.00	ACCOUNTS PAYABLE CHECK
167270	08/23/2022	ANAND-APTE, BELA	R	1800.00	ACCOUNTS PAYABLE CHECK
167271	08/23/2022	TIMOTHY P. BERGHOFF LLC	R	1000.00	ACCOUNTS PAYABLE CHECK
167272	08/23/2022	BLICK ART MATERIALS	R	280.42	ACCOUNTS PAYABLE CHECK
167273	08/23/2022	BR BLEACHERS	R	9075.00	ACCOUNTS PAYABLE CHECK
167274	08/23/2022	BURGER'S ACE HARDWARE	R	157.65	ACCOUNTS PAYABLE CHECK
167275	08/23/2022	VIA ARTS LLC	R	2000.00	ACCOUNTS PAYABLE CHECK
167276	08/23/2022	CARDINAL BUS SALES & SERVICE INC	R	1495.63	ACCOUNTS PAYABLE CHECK
167277	08/23/2022	CAROLINA BIOLOGICAL SUPPLY CO.	R	3515.97	ACCOUNTS PAYABLE CHECK
167278	08/23/2022	CASTLE GLASS INC	R	610.00	ACCOUNTS PAYABLE CHECK
167279	08/23/2022	CCT FINANCIAL / US BANK	R	269.50	ACCOUNTS PAYABLE CHECK
167280	08/23/2022	RODERICK CHAPMAN	R	29655.00	ACCOUNTS PAYABLE CHECK
167281	08/23/2022	CINTAS	R	304.99	ACCOUNTS PAYABLE CHECK
167282	08/23/2022	CLEVELAND CLINIC DESK CR11	R	336200.00	ACCOUNTS PAYABLE CHECK
167283	08/23/2022	COPY KING	R	11138.96	ACCOUNTS PAYABLE CHECK
167284	08/23/2022	CUYAHOGA COMMUNITY COLLEGE-WEST	R	718.15	ACCOUNTS PAYABLE CHECK
167285	08/23/2022	NICHOLS PAPER & SUPPLY CO.	R	9286.08	ACCOUNTS PAYABLE CHECK
167286	08/23/2022	DREAMBOX LEARNING	R	37690.00	ACCOUNTS PAYABLE CHECK
167287	08/23/2022	EASE AT WORK	R	4230.00	ACCOUNTS PAYABLE CHECK
167288	08/23/2022	EUELL CONSULTING GROUP LLC	R	2500.00	ACCOUNTS PAYABLE CHECK
167289	08/23/2022	FIELD HOCKEY LIFE LLC	R	2000.00	ACCOUNTS PAYABLE CHECK
167290	08/23/2022	GALE GROUP	R	8501.27	ACCOUNTS PAYABLE CHECK
167291	08/23/2022	GARDINER SERVICE COMPANY	R	37944.00	ACCOUNTS PAYABLE CHECK
167292	08/23/2022	HIGHLAND PARK GOLF COURSE	R	3593.00	ACCOUNTS PAYABLE CHECK
167293	08/23/2022	HMA PROMOTIONS	R	1986.50	ACCOUNTS PAYABLE CHECK
167294	08/23/2022	HOGAN TRANSPORTATION	R	23191.95	ACCOUNTS PAYABLE CHECK
167295	08/23/2022	METROPOLITAN REGIONAL SVC COUNCIL	R	59877.00	ACCOUNTS PAYABLE CHECK
167296	08/23/2022	NEWPORT CHEMICAL & EQUIPMENT	R	2486.64	ACCOUNTS PAYABLE CHECK
167297	08/23/2022	NO RED INK	R	10500.00	ACCOUNTS PAYABLE CHECK
167298	08/23/2022	NORDONIA HIGH SCHOOL	R	250.00	ACCOUNTS PAYABLE CHECK
167299	08/23/2022	OVERDRIVE	R	3850.00	ACCOUNTS PAYABLE CHECK
167300	08/23/2022	PETTY CASH	R	761.00	ACCOUNTS PAYABLE CHECK
167301	08/23/2022	PRECIOUS CARGO TRANSPORTATION INC	R	1730.00	ACCOUNTS PAYABLE CHECK
167302	08/23/2022	QUIZZZ INC	R	1200.00	ACCOUNTS PAYABLE CHECK
167303	08/23/2022	RETHINKING SCHOOLS	R	715.63	ACCOUNTS PAYABLE CHECK
167304	08/23/2022	SHOWTIME SOUND COMPANY	R	250.00	ACCOUNTS PAYABLE CHECK
167305	08/23/2022	SILCO FIRE & SECURITY	R	752.22	ACCOUNTS PAYABLE CHECK
167306	08/23/2022	SYSCLLOUD INC	R	7200.00	ACCOUNTS PAYABLE CHECK
167307	08/23/2022	ANALDO MORRIS	R	45.00	ACCOUNTS PAYABLE CHECK
167308	08/23/2022	JAMES & EVA BASILION	R	225.00	ACCOUNTS PAYABLE CHECK
167309	08/23/2022	CAROLINA PEREZ HOAK	R	60.00	ACCOUNTS PAYABLE CHECK
167310	08/23/2022	CLARK SPECIAL INSTRUMENTS	R	70.00	ACCOUNTS PAYABLE CHECK
167311	08/23/2022	CLIFTON ELLIS	R	45.00	ACCOUNTS PAYABLE CHECK
167312	08/23/2022	ROBERT J COLLINS	R	92.93	ACCOUNTS PAYABLE CHECK
167313	08/23/2022	COURTNEY PERRY	R	45.00	ACCOUNTS PAYABLE CHECK
167314	08/23/2022	GRAMMAR FLIP	R	69.99	ACCOUNTS PAYABLE CHECK
167315	08/23/2022	ILLUMINATING CO.	R	17903.67	ACCOUNTS PAYABLE CHECK
167316	08/23/2022	JENNIFER SOUERS-CHEVRAUX	R	225.00	ACCOUNTS PAYABLE CHECK
167317	08/23/2022	KEVIN CURTAIN	R	45.00	ACCOUNTS PAYABLE CHECK
167318	08/23/2022	LAURA STEINBERG	R	42.20	ACCOUNTS PAYABLE CHECK

POWERSCHOOL
DATE: 09/15/2022
TIME: 09:36:34

SHAKER HEIGHTS CITY SCHOOLS
CHECK REGISTER INCLUDING SYSTEM VOIDS

PAGE NUMBER: 2
ACCTPA21
ACCOUNTING PERIOD: 2/23

SELECTION CRITERIA: chkstat.rundate between '20220801' and '20220831'

167319	08/23/2022	MARTIN & ALLYSON BACH	R	80.50	ACCOUNTS PAYABLE CHECK
167320	08/23/2022	A+ SOLUTIONS	R	350.00	ACCOUNTS PAYABLE CHECK
167321	08/23/2022	OUIMET SMITH	R	45.00	ACCOUNTS PAYABLE CHECK
167322	08/23/2022	TOM GARFIELD	R	45.00	ACCOUNTS PAYABLE CHECK
167323	08/24/2022	ILLUMINATING CO.	R	3181.64	ACCOUNTS PAYABLE CHECK
167324	08/24/2022	STORESMART	R	250.95	ACCOUNTS PAYABLE CHECK
167325	08/25/2022	DEARBORN LIFE INSURANCE COMPANY	R	9475.27	ACCOUNTS PAYABLE CHECK
167326	08/25/2022	LEGAL SHIELD	R	1161.85	ACCOUNTS PAYABLE CHECK
167327	08/29/2022	ANALDO MORRIS	R	50.00	ACCOUNTS PAYABLE CHECK
167328	08/29/2022	REGINALD BARKER	R	240.00	ACCOUNTS PAYABLE CHECK
167329	08/29/2022	CINDY RAKOW	R	32.90	ACCOUNTS PAYABLE CHECK
167330	08/29/2022	CLIFTON ELLIS	R	50.00	ACCOUNTS PAYABLE CHECK
167331	08/29/2022	DOMINION EAST OHIO	R	2703.26	ACCOUNTS PAYABLE CHECK
167332	08/29/2022	EDDIE J. HARRIS	R	250.00	ACCOUNTS PAYABLE CHECK
167333	08/29/2022	KEVIN CURTAIN	R	100.00	ACCOUNTS PAYABLE CHECK
167334	08/29/2022	1ST CHOICE PAINTING & REPAIRS INC	R	30760.50	ACCOUNTS PAYABLE CHECK
167335	08/29/2022	A.W. FARRELL & SON INC	R	2327.00	ACCOUNTS PAYABLE CHECK
167336	08/29/2022	ACADEMY MUSIC	R	2722.00	ACCOUNTS PAYABLE CHECK
167337	08/29/2022	ADLER TEAM SPORTS	R	9623.30	ACCOUNTS PAYABLE CHECK
167338	08/29/2022	ALINI MAGAZINE SERVICE LLC	R	1650.50	ACCOUNTS PAYABLE CHECK
167339	08/29/2022	AMAZON.COM	R	4278.43	ACCOUNTS PAYABLE CHECK
167340	08/29/2022	AMERICAN BAND ACCESSORIES LLC	R	187.85	ACCOUNTS PAYABLE CHECK
167341	08/29/2022	ATHLETIC LAUNDRY CO.	R	2157.57	ACCOUNTS PAYABLE CHECK
167342	08/29/2022	AVON LAKE HIGH SCHOOL	R	250.00	ACCOUNTS PAYABLE CHECK
167343	08/29/2022	BASS SECURITY SERVICE INC.	R	24.33	ACCOUNTS PAYABLE CHECK
167344	08/29/2022	BLICK ART MATERIALS	R	1875.58	ACCOUNTS PAYABLE CHECK
167345	08/29/2022	BLUUM OF MINNESOTA LLC	R	21384.40	ACCOUNTS PAYABLE CHECK
167346	08/29/2022	BRINDZA MCINTYRE & SEED LLP	R	9611.45	ACCOUNTS PAYABLE CHECK
167347	08/29/2022	CAMP KERN YMCA	R	9162.00	ACCOUNTS PAYABLE CHECK
167348	08/29/2022	CDW	R	65545.30	ACCOUNTS PAYABLE CHECK
167349	08/29/2022	CERNI MOTORS	R	678.43	ACCOUNTS PAYABLE CHECK
167350	08/29/2022	CINTAS	R	847.89	ACCOUNTS PAYABLE CHECK
167351	08/29/2022	COACHES' TOOL CHEST	R	8575.00	ACCOUNTS PAYABLE CHECK
167352	08/29/2022	COGNIA INC.	R	1200.00	ACCOUNTS PAYABLE CHECK
167353	08/29/2022	CONTINENTAL FIRE & SECURITY	R	5770.67	ACCOUNTS PAYABLE CHECK
167354	08/29/2022	COPY KING	R	1987.00	ACCOUNTS PAYABLE CHECK
167355	08/29/2022	NICHOLS PAPER & SUPPLY CO.	R	2218.31	ACCOUNTS PAYABLE CHECK
167356	08/29/2022	GOODYEAR COMMERCIAL TIRE & SER	R	1549.20	ACCOUNTS PAYABLE CHECK
167357	08/29/2022	DELTA MATH SOLUTIONS INC	R	2400.00	ACCOUNTS PAYABLE CHECK
167358	08/29/2022	DK SMITH LAW LLC	R	291.50	ACCOUNTS PAYABLE CHECK
167359	08/29/2022	DPD CONSTRUCTION & ENGINEERING LLC	R	17000.00	ACCOUNTS PAYABLE CHECK
167360	08/29/2022	EDUCATIONAL SVC CTR PROF DEV CTR	R	700.00	ACCOUNTS PAYABLE CHECK
167361	08/29/2022	EVERSTREAM HOLDING CO. LLC	R	1776.73	ACCOUNTS PAYABLE CHECK
167362	08/29/2022	EXPLORE LEARNING	R	12554.35	ACCOUNTS PAYABLE CHECK
167363	08/29/2022	FARIA SYSTEMS INC	R	9989.26	ACCOUNTS PAYABLE CHECK
167364	08/29/2022	FASTENAL	R	49.95	ACCOUNTS PAYABLE CHECK
167365	08/29/2022	FASTSIGNS LYNTHURST	R	358.07	ACCOUNTS PAYABLE CHECK
167366	08/29/2022	FIELD HOUSE	R	495.00	ACCOUNTS PAYABLE CHECK
167367	08/29/2022	FLINN SCIENTIFIC INC.	R	58.56	ACCOUNTS PAYABLE CHECK
167368	08/29/2022	FOLLETT LIBRARY RESOURCES	R	380.38	ACCOUNTS PAYABLE CHECK
167369	08/29/2022	GALE GROUP	R	5240.46	ACCOUNTS PAYABLE CHECK
167370	08/29/2022	GARDINER SERVICE COMPANY	R	6808.87	ACCOUNTS PAYABLE CHECK
167371	08/29/2022	GENERATION GENIUS INC.	R	1295.00	ACCOUNTS PAYABLE CHECK
167372	08/29/2022	GOPHER SPORTS	R	6559.65	ACCOUNTS PAYABLE CHECK
167373	08/29/2022	GRACENOTES LLC	R	175.00	ACCOUNTS PAYABLE CHECK
167374	08/29/2022	GRIDIRON GUYS LLC	R	18856.62	ACCOUNTS PAYABLE CHECK
167375	08/29/2022	GUARANTEED CLEAN ENERGY LLC	R	2500.00	ACCOUNTS PAYABLE CHECK

POWERSCHOOL
DATE: 09/15/2022
TIME: 09:36:34

SHAKER HEIGHTS CITY SCHOOLS
CHECK REGISTER INCLUDING SYSTEM VOIDS

PAGE NUMBER: 3
ACCTPA21
ACCOUNTING PERIOD: 2/23

SELECTION CRITERIA: chkstat.rundate between '20220801' and '20220831'

167376	08/29/2022	GUARDIAN ALARM CO.	R	915.66	ACCOUNTS PAYABLE CHECK
167377	08/29/2022	WELKER- MCKEE CLEVELAND	R	179.22	ACCOUNTS PAYABLE CHECK
167378	08/29/2022	HANS FREIGHTLINER	R	97.92	ACCOUNTS PAYABLE CHECK
167379	08/29/2022	HARCOURT SCHOOL	R	43862.34	ACCOUNTS PAYABLE CHECK
167380	08/29/2022	HEALTHCARE PROCESS CONSULTING INC	R	7250.00	ACCOUNTS PAYABLE CHECK
167381	08/29/2022	HEINEMANN	R	651.20	ACCOUNTS PAYABLE CHECK
167382	08/29/2022	HF GROUP	R	487.15	ACCOUNTS PAYABLE CHECK
167383	08/29/2022	HIGHLAND SPEECH SERVICES INC.	R	2835.00	ACCOUNTS PAYABLE CHECK
167384	08/29/2022	HOME DEPOT PRO INSTITUTIONAL	R	107.88	ACCOUNTS PAYABLE CHECK
167385	08/29/2022	HOUGHTON MIFFLIN HARCOURT	R	9984.65	ACCOUNTS PAYABLE CHECK
167386	08/29/2022	INCWEBS INC.	R	2380.00	ACCOUNTS PAYABLE CHECK
167387	08/29/2022	INDEPENDENCE BUSINESS SUPPLY	R	2129.32	ACCOUNTS PAYABLE CHECK
167388	08/29/2022	JC EHRLICH	R	967.56	ACCOUNTS PAYABLE CHECK
167389	08/29/2022	JOSTENS INC.	R	46.19	ACCOUNTS PAYABLE CHECK
167390	08/29/2022	K12 SCHOOL CONSULTANTS LLC	R	113.10	ACCOUNTS PAYABLE CHECK
167391	08/29/2022	KEELER & ASSOCIATES	R	823.00	ACCOUNTS PAYABLE CHECK
167392	08/29/2022	KIDSLINK SCHOOL LLC	R	6875.00	ACCOUNTS PAYABLE CHECK
167393	08/29/2022	KKSG & ASSOCIATES INC	R	3800.00	ACCOUNTS PAYABLE CHECK
167394	08/29/2022	LAKELAND COMMUNITY COLLEGE	R	45.00	ACCOUNTS PAYABLE CHECK
167395	08/29/2022	LEARNWELL EDUCATION	R	1186.85	ACCOUNTS PAYABLE CHECK
167396	08/29/2022	LIBERTY FORD	R	1624.41	ACCOUNTS PAYABLE CHECK
167397	08/29/2022	LONGSTRETH SPORTING GOODS LLC	R	579.39	ACCOUNTS PAYABLE CHECK
167398	08/29/2022	LOWE'S COMPANIES INC	R	257.76	ACCOUNTS PAYABLE CHECK
167399	08/29/2022	LUTRON ELECTRONICS	R	1121.00	ACCOUNTS PAYABLE CHECK
167400	08/29/2022	MARS ELECTRIC	R	1440.87	ACCOUNTS PAYABLE CHECK
167401	08/29/2022	MARSHALL EQUIPMENT COMANY INC.	R	864.31	ACCOUNTS PAYABLE CHECK
167402	08/29/2022	MEDINA COUNTY SCHOOLS' ESC	R	120.00	ACCOUNTS PAYABLE CHECK
167403	08/29/2022	MERITECH	R	2119.04	ACCOUNTS PAYABLE CHECK
167404	08/29/2022	MIDLAND HARDWARE	R	563.30	ACCOUNTS PAYABLE CHECK
167405	08/29/2022	MYERS EQUIPMENT CORP	R	244.19	ACCOUNTS PAYABLE CHECK
167406	08/29/2022	NAPA AUTO PARTS	R	3215.42	ACCOUNTS PAYABLE CHECK
167407	08/29/2022	NASCO	R	1332.52	ACCOUNTS PAYABLE CHECK
167408	08/29/2022	NCS PEARSON INC	R	5737.50	ACCOUNTS PAYABLE CHECK
167409	08/29/2022	NORTH COAST PAVING COMPANY	R	10100.00	ACCOUNTS PAYABLE CHECK
167410	08/29/2022	NORTH COAST TUTORING SERVICES	R	4830.00	ACCOUNTS PAYABLE CHECK
167411	08/29/2022	NORTHWEST EVALUATION ASSOC.	R	50.00	ACCOUNTS PAYABLE CHECK
167412	08/29/2022	O'REILLY AUTO ENTERPRISES LLC	R	43.36	ACCOUNTS PAYABLE CHECK
167413	08/29/2022	PRO ONCALL TECHNOLOGIES LLC	R	79.95	ACCOUNTS PAYABLE CHECK
167414	08/29/2022	QUILL CORPORATION	R	608.89	ACCOUNTS PAYABLE CHECK
167415	08/29/2022	READY FIELD SOLUTIONS	R	7553.70	ACCOUNTS PAYABLE CHECK
167416	08/29/2022	RIDDELL/ ALL AMERICAN SPORTS CORP	R	393.20	ACCOUNTS PAYABLE CHECK
167417	08/29/2022	SCHOOL SPECIALTY MARKETPLACE	R	6.68	ACCOUNTS PAYABLE CHECK
167418	08/29/2022	SEA-TEC MARINE INC.	R	10180.00	ACCOUNTS PAYABLE CHECK
167419	08/29/2022	SHIFFLER EQUIPMENT SALES	R	126.60	ACCOUNTS PAYABLE CHECK
167420	08/29/2022	SNO SITES	R	450.00	ACCOUNTS PAYABLE CHECK
167421	08/29/2022	SOS SPEEDY OFFICE SUPPLY	R	408.35	ACCOUNTS PAYABLE CHECK
167422	08/29/2022	SOVEREIGN INDUSTRIES INC	R	4395.00	ACCOUNTS PAYABLE CHECK
167423	08/29/2022	SPECIALTY FITNESS EQUIPMENT LLC	R	1141.90	ACCOUNTS PAYABLE CHECK
167424	08/29/2022	SQUIRE PATTON BOGGS LLP	R	3150.00	ACCOUNTS PAYABLE CHECK
167425	08/29/2022	TEACHER'S DISCOVERY	R	132.20	ACCOUNTS PAYABLE CHECK
167426	08/29/2022	TEXTBOOK WAREHOUSE LLC	R	1814.80	ACCOUNTS PAYABLE CHECK
167427	08/29/2022	THE COUNTRY CLUB OF HUDSON	R	285.00	ACCOUNTS PAYABLE CHECK
167428	08/29/2022	THERMO-TEC INSULATION INC	R	2800.00	ACCOUNTS PAYABLE CHECK
167429	08/29/2022	TOTAL LINE REFRIGERATION	R	1822.52	ACCOUNTS PAYABLE CHECK
167430	08/29/2022	TRANSPORTATION ACCESSORIES	R	2106.17	ACCOUNTS PAYABLE CHECK
167431	08/29/2022	TURFSCAPE INC	R	6387.53	ACCOUNTS PAYABLE CHECK
167432	08/29/2022	UH OCCUPATIONAL HEALTH	R	421.00	ACCOUNTS PAYABLE CHECK

POWERSCHOOL
DATE: 09/15/2022
TIME: 09:36:34

SHAKER HEIGHTS CITY SCHOOLS
CHECK REGISTER INCLUDING SYSTEM VOIDS

PAGE NUMBER: 4
ACCTPA21
ACCOUNTING PERIOD: 2/23

SELECTION CRITERIA: chkstat.rundate between '20220801' and '20220831'

167433	08/29/2022	UNITED RENTALS INC. NORTH AMERICA	R	2668.00	ACCOUNTS PAYABLE CHECK
167434	08/29/2022	UNITY SCHOOL BUS PARTS	R	621.74	ACCOUNTS PAYABLE CHECK
167435	08/29/2022	WALTER HAVERFIELD LLP	R	22914.50	ACCOUNTS PAYABLE CHECK
167436	08/29/2022	WEST HEALTH ADVOCATE SOLUTIONS INC	R	946.35	ACCOUNTS PAYABLE CHECK
167437	08/29/2022	WHOLESALE IMPRINTS INC	R	9840.00	ACCOUNTS PAYABLE CHECK
167438	08/29/2022	WOODHILL SUPPLY	R	545.52	ACCOUNTS PAYABLE CHECK
167439	08/30/2022	GARY ADAMS	R	975.00	ACCOUNTS PAYABLE CHECK
167440	08/30/2022	BASS SECURITY SERVICE INC.	R	45.37	ACCOUNTS PAYABLE CHECK
167441	08/30/2022	BLICK ART MATERIALS	R	944.44	ACCOUNTS PAYABLE CHECK
167442	08/30/2022	BURGER'S ACE HARDWARE	R	273.37	ACCOUNTS PAYABLE CHECK
167443	08/30/2022	RODERICK CHAPMAN	R	17480.00	ACCOUNTS PAYABLE CHECK
167444	08/30/2022	CHARD SNYDER & ASSOCIATES INC	R	512.50	ACCOUNTS PAYABLE CHECK
167445	08/30/2022	CURTESSE CATERING LLC	R	410.00	ACCOUNTS PAYABLE CHECK
167446	08/30/2022	FOOD STRONG	R	700.00	ACCOUNTS PAYABLE CHECK
167447	08/30/2022	GABLE ELEVATOR & LIFT INC.	R	306.25	ACCOUNTS PAYABLE CHECK
167448	08/30/2022	GARDINER SERVICE COMPANY	R	2723.00	ACCOUNTS PAYABLE CHECK
167449	08/30/2022	GLOBAL INDUSTRIAL	R	1119.84	ACCOUNTS PAYABLE CHECK
167450	08/30/2022	GCA	R	150.00	ACCOUNTS PAYABLE CHECK
167451	08/30/2022	HOME DEPOT PRO INSTITUTIONAL	R	95.81	ACCOUNTS PAYABLE CHECK
167452	08/30/2022	HYPE SOCKS LLC	R	1707.31	ACCOUNTS PAYABLE CHECK
167453	08/30/2022	INDEPENDENCE BUSINESS SUPPLY	R	209.95	ACCOUNTS PAYABLE CHECK
167454	08/30/2022	INDEPENDENT TREE LLC	R	14090.00	ACCOUNTS PAYABLE CHECK
167455	08/30/2022	JC EHRLICH	R	907.00	ACCOUNTS PAYABLE CHECK
167456	08/30/2022	JOSTENS INC.	R	9.81	ACCOUNTS PAYABLE CHECK
167457	08/30/2022	MIO-GUARD	R	4519.63	ACCOUNTS PAYABLE CHECK
167458	08/30/2022	NEPTUNE PLUMBING & HEATING CO.	R	13079.91	ACCOUNTS PAYABLE CHECK
167459	08/30/2022	OHIO PRINTING AND PROMOTION	R	533.24	ACCOUNTS PAYABLE CHECK
167460	08/30/2022	PIONEER MANUFACTURING CO.	R	506.47	ACCOUNTS PAYABLE CHECK
167461	08/30/2022	RAINBOW SPRINKLER SYSTEM INC.	R	472.50	ACCOUNTS PAYABLE CHECK
167462	08/30/2022	[REDACTED]	R	990.00	ACCOUNTS PAYABLE CHECK
167463	08/30/2022	STEVE'S SPORTS INC.	R	384.00	ACCOUNTS PAYABLE CHECK
167464	08/30/2022	SUBURBAN AREA PAINTING INC	R	3275.00	ACCOUNTS PAYABLE CHECK
167465	08/30/2022	SYNOVIA SOLUTIONS	R	58.00	ACCOUNTS PAYABLE CHECK
167466	08/30/2022	VIRTRU CORPORATION	R	5699.00	ACCOUNTS PAYABLE CHECK
167467	08/31/2022	NICCOLE YOUNG	R	795.99	ACCOUNTS PAYABLE CHECK
167468	08/31/2022	ACADEMY MUSIC	R	50.00	ACCOUNTS PAYABLE CHECK
167469	08/31/2022	APPLE INC	R	1632.00	ACCOUNTS PAYABLE CHECK
167470	08/31/2022	BR BLEACHERS	R	26258.00	ACCOUNTS PAYABLE CHECK
167471	08/31/2022	BURGER'S ACE HARDWARE	R	15.96	ACCOUNTS PAYABLE CHECK
167472	08/31/2022	CASTLE GLASS INC	R	12.00	ACCOUNTS PAYABLE CHECK
167473	08/31/2022	CINTAS	R	217.00	ACCOUNTS PAYABLE CHECK
167474	08/31/2022	CLEVELAND MUSEUM OF NATURAL HISTORY	R	320.00	ACCOUNTS PAYABLE CHECK
167475	08/31/2022	CONTINENTAL FIRE & SECURITY	R	9606.85	ACCOUNTS PAYABLE CHECK
167476	08/31/2022	CUSTOM TRIM OF AMERICA	R	350.00	ACCOUNTS PAYABLE CHECK
167477	08/31/2022	NICHOLS PAPER & SUPPLY CO.	R	2832.97	ACCOUNTS PAYABLE CHECK
167478	08/31/2022	DONNEIKA A KIBBLE	R	200.00	ACCOUNTS PAYABLE CHECK
167479	08/31/2022	ENCYCLOPAEDIA BRITANNICA	R	3075.00	ACCOUNTS PAYABLE CHECK
167480	08/31/2022	FASTENAL	R	85.82	ACCOUNTS PAYABLE CHECK
167481	08/31/2022	FEDERAL EXPRESS CORP	R	17.93	ACCOUNTS PAYABLE CHECK
167482	08/31/2022	GABLE ELEVATOR & LIFT INC.	R	891.25	ACCOUNTS PAYABLE CHECK
167483	08/31/2022	GARDINER SERVICE COMPANY	R	14971.00	ACCOUNTS PAYABLE CHECK
167484	08/31/2022	GOODTIME III	R	600.00	ACCOUNTS PAYABLE CHECK
167485	08/31/2022	GRAINGER	R	138.04	ACCOUNTS PAYABLE CHECK
167486	08/31/2022	GREATER CLEVE BSKTBL COACHES ASSN	R	200.00	ACCOUNTS PAYABLE CHECK
167487	08/31/2022	HIGHLAND SPEECH SERVICES INC.	R	1365.00	ACCOUNTS PAYABLE CHECK
167488	08/31/2022	HMA PROMOTIONS	R	2599.00	ACCOUNTS PAYABLE CHECK
167489	08/31/2022	HOME DEPOT PRO INSTITUTIONAL	R	22.52	ACCOUNTS PAYABLE CHECK

POWERSCHOOL
DATE: 09/15/2022
TIME: 09:36:34

SHAKER HEIGHTS CITY SCHOOLS
CHECK REGISTER INCLUDING SYSTEM VOIDS

PAGE NUMBER: 5
ACCTPA21
ACCOUNTING PERIOD: 2/23

SELECTION CRITERIA: chkstat.rundate between '20220801' and '20220831'

167490	08/31/2022	JOHNSTONE SUPPLY	R	846.57	ACCOUNTS PAYABLE CHECK
167491	08/31/2022	MOMENTUM TELECOM INC	R	1190.82	ACCOUNTS PAYABLE CHECK
167492	08/31/2022	MV SALES LLC	R	36710.00	ACCOUNTS PAYABLE CHECK
167493	08/31/2022	DISCOVERY EDUCATION	R	500.00	ACCOUNTS PAYABLE CHECK
167494	08/31/2022	NATURE CENTER AT SHAKER LAKES	R	32740.00	ACCOUNTS PAYABLE CHECK
167495	08/31/2022	NEWPORT CHEMICAL & EQUIPMENT	R	1941.12	ACCOUNTS PAYABLE CHECK
167496	08/31/2022	ROTARY CLUB HEIGHTS OF GREATER CLEV	R	616.00	ACCOUNTS PAYABLE CHECK
167497	08/31/2022	SHAKER HEIGHTS HIGH SCHOOL	R	521.10	ACCOUNTS PAYABLE CHECK
167498	08/31/2022	FRED W. SPANNAUS	R	270.00	ACCOUNTS PAYABLE CHECK
167499	08/31/2022	SUBURBAN AREA PAINTING INC	R	7925.00	ACCOUNTS PAYABLE CHECK
167500	08/31/2022	TEXTBOOK WAREHOUSE LLC	R	1194.59	ACCOUNTS PAYABLE CHECK
167501	08/31/2022	UNITED RENTALS INC. NORTH AMERICA	R	2568.84	ACCOUNTS PAYABLE CHECK
167502	08/31/2022	MARLA WALKER	R	1320.00	ACCOUNTS PAYABLE CHECK
167503	08/31/2022	GIMKIT INC.	R	650.00	ACCOUNTS PAYABLE CHECK
167504	08/31/2022	LESLIE MOORE	R	92.00	ACCOUNTS PAYABLE CHECK
167505	08/31/2022	LISA ZIV	R	22.94	ACCOUNTS PAYABLE CHECK
167506	08/31/2022	MEGAN ARTH	R	61.50	ACCOUNTS PAYABLE CHECK
167507	08/31/2022	SAVVAS	R	2322.00	ACCOUNTS PAYABLE CHECK
167508	08/31/2022	SCHOLASTIC CLASSROOM MAGAZINES	R	1364.83	ACCOUNTS PAYABLE CHECK
167509	08/31/2022	ACADEMY MUSIC	R	1736.75	ACCOUNTS PAYABLE CHECK
167510	08/31/2022	ADLER TEAM SPORTS	R	1842.95	ACCOUNTS PAYABLE CHECK
167511	08/31/2022	BARONS BUS LINES	R	4030.00	ACCOUNTS PAYABLE CHECK
167512	08/31/2022	BLICK ART MATERIALS	R	3335.45	ACCOUNTS PAYABLE CHECK
167513	08/31/2022	CARDINAL BUS SALES & SERVICE INC	R	1919.80	ACCOUNTS PAYABLE CHECK
167514	08/31/2022	CDW	R	27992.15	ACCOUNTS PAYABLE CHECK
167515	08/31/2022	CERNI MOTORS	R	680.95	ACCOUNTS PAYABLE CHECK
167516	08/31/2022	CINTAS	R	131.23	ACCOUNTS PAYABLE CHECK
167517	08/31/2022	CLEVELAND INDUST. SUPPLY	R	479.00	ACCOUNTS PAYABLE CHECK
167518	08/31/2022	NICHOLS PAPER & SUPPLY CO.	R	3510.07	ACCOUNTS PAYABLE CHECK
167519	08/31/2022	DENISE A. SNOWDEN CONSULTING LLC	R	1625.00	ACCOUNTS PAYABLE CHECK
167520	08/31/2022	EVERDRIVEN TECHNOLOGIES, LLC	R	1967.50	ACCOUNTS PAYABLE CHECK
167521	08/31/2022	FED EX KINKOS	R	466.20	ACCOUNTS PAYABLE CHECK
167522	08/31/2022	FLINN SCIENTIFIC INC.	R	133.31	ACCOUNTS PAYABLE CHECK
167523	08/31/2022	GARDINER SERVICE COMPANY	R	27.00	ACCOUNTS PAYABLE CHECK
167524	08/31/2022	HANS FREIGHTLINER	R	119.58	ACCOUNTS PAYABLE CHECK
167525	08/31/2022	HARCOURT SCHOOL	R	8475.99	ACCOUNTS PAYABLE CHECK
167526	08/31/2022	HOUGHTON MIFFLIN HARCOURT	R	23762.37	ACCOUNTS PAYABLE CHECK
167527	08/31/2022	INDEPENDENCE BUSINESS SUPPLY	R	4579.53	ACCOUNTS PAYABLE CHECK
167528	08/31/2022	INDEPENDENT TREE LLC	R	415.00	ACCOUNTS PAYABLE CHECK
167529	08/31/2022	INTERSTATE TOWING&TRANSPORT INC	R	75.00	ACCOUNTS PAYABLE CHECK
167530	08/31/2022	LEVINE SECURITY SOLUTIONS LLC	R	6875.00	ACCOUNTS PAYABLE CHECK
167531	08/31/2022	MEDINA COUNTY SCHOOLS' ESC	R	60.00	ACCOUNTS PAYABLE CHECK
167532	08/31/2022	NASCO	R	394.20	ACCOUNTS PAYABLE CHECK
167533	08/31/2022	O'REILLY AUTO ENTERPRISES LLC	R	121.50	ACCOUNTS PAYABLE CHECK
167534	08/31/2022	REHABMART LLC	R	4634.06	ACCOUNTS PAYABLE CHECK
167535	08/31/2022	RETTIG MUSIC	R	2037.06	ACCOUNTS PAYABLE CHECK
167536	08/31/2022	RUBE ADLER SPORTS	R	540.00	ACCOUNTS PAYABLE CHECK
167537	08/31/2022	SAFE LOCKDOWNS LLC	R	14390.00	ACCOUNTS PAYABLE CHECK
167538	08/31/2022	SCHOOL HEALTH CORPORATION	R	7008.14	ACCOUNTS PAYABLE CHECK
167539	08/31/2022	TLC TRANSPORTATION SERVICES	R	1218.20	ACCOUNTS PAYABLE CHECK
167540	08/31/2022	TRANSPORTATION ACCESSORIES	R	185.82	ACCOUNTS PAYABLE CHECK
167541	08/31/2022	OHIO DEPT OF COMMERCE	R	341.25	ACCOUNTS PAYABLE CHECK
167542	08/31/2022	UNITED RENTALS INC. NORTH AMERICA	R	1489.31	ACCOUNTS PAYABLE CHECK
167543	08/31/2022	UNITY SCHOOL BUS PARTS	R	93.10	ACCOUNTS PAYABLE CHECK
167544	08/31/2022	WILSON LANGUAGE TRAINING CORP	R	2516.40	ACCOUNTS PAYABLE CHECK
* 240576	08/01/2022	AIG RETIREMENT	R	3500.00	ACCOUNTS PAYABLE CHECK
240577	08/01/2022	AMERICAN FAMILY LIFE INS, ASSN CO.	R	921.73	ACCOUNTS PAYABLE CHECK

POWERSCHOOL
DATE: 09/15/2022
TIME: 09:36:34

SHAKER HEIGHTS CITY SCHOOLS
CHECK REGISTER INCLUDING SYSTEM VOIDS

PAGE NUMBER: 6
ACCTPA21
ACCOUNTING PERIOD: 2/23

SELECTION CRITERIA: chkstat.rundate between '20220801' and '20220831'

240578	08/01/2022	ASPIRE FINANCIAL SERVICES	R	6844.45	ACCOUNTS PAYABLE CHECK
240579	08/01/2022	EQUITABLE FINANCIAL	R	6771.00	ACCOUNTS PAYABLE CHECK
240580	08/01/2022	EQUITABLE FINANCIAL	R	5949.50	ACCOUNTS PAYABLE CHECK
240581	08/01/2022	FIRST LOAN	R	229.28	ACCOUNTS PAYABLE CHECK
240582	08/01/2022	PENSERV PLAN SERVICES INC	R	462.50	ACCOUNTS PAYABLE CHECK
240583	08/01/2022	GALIC DISBURSING CO.	R	2811.07	ACCOUNTS PAYABLE CHECK
240584	08/01/2022	LYNDHURST MUNICIPAL COURT	R	699.95	ACCOUNTS PAYABLE CHECK
240585	08/01/2022	METLIFE GROUP	R	3873.83	ACCOUNTS PAYABLE CHECK
240586	08/01/2022	GWN MARKETING, INC	R	1272.00	ACCOUNTS PAYABLE CHECK
240587	08/01/2022	NATIONAL LIFE GROUP	R	750.06	ACCOUNTS PAYABLE CHECK
240588	08/01/2022	PACIFIC LIFE	R	1875.00	ACCOUNTS PAYABLE CHECK
240589	08/01/2022	RF DISBURSEMENTS	R	490.00	ACCOUNTS PAYABLE CHECK
240590	08/01/2022	SHAKER HTS MUNICIPAL COURT	R	224.85	ACCOUNTS PAYABLE CHECK
240591	08/01/2022	STANDING CHAPTER 13 TRUSTEE	R	2200.20	ACCOUNTS PAYABLE CHECK
240592	08/01/2022	SECURITY BENEFITS	R	575.00	ACCOUNTS PAYABLE CHECK
240593	08/16/2022	AIG RETIREMENT	R	3500.00	ACCOUNTS PAYABLE CHECK
240594	08/16/2022	AMERICAN FAMILY LIFE INS, ASSN CO.	R	921.73	ACCOUNTS PAYABLE CHECK
240595	08/16/2022	ASPIRE FINANCIAL SERVICES	R	6844.45	ACCOUNTS PAYABLE CHECK
240596	08/16/2022	EQUITABLE FINANCIAL	R	6771.00	ACCOUNTS PAYABLE CHECK
240597	08/16/2022	EQUITABLE FINANCIAL	R	5949.50	ACCOUNTS PAYABLE CHECK
240598	08/16/2022	FIRST LOAN	R	283.06	ACCOUNTS PAYABLE CHECK
240599	08/16/2022	PENSERV PLAN SERVICES INC	R	462.50	ACCOUNTS PAYABLE CHECK
240600	08/16/2022	GALIC DISBURSING CO.	R	2811.07	ACCOUNTS PAYABLE CHECK
240601	08/16/2022	LYNDHURST MUNICIPAL COURT	R	715.18	ACCOUNTS PAYABLE CHECK
240602	08/16/2022	METLIFE GROUP	R	3873.83	ACCOUNTS PAYABLE CHECK
240603	08/16/2022	GWN MARKETING, INC	R	1272.00	ACCOUNTS PAYABLE CHECK
240604	08/16/2022	NATIONAL LIFE GROUP	R	750.06	ACCOUNTS PAYABLE CHECK
240605	08/16/2022	PACIFIC LIFE	R	1875.00	ACCOUNTS PAYABLE CHECK
240606	08/16/2022	RF DISBURSEMENTS	R	490.00	ACCOUNTS PAYABLE CHECK
240607	08/16/2022	STANDING CHAPTER 13 TRUSTEE	R	2200.20	ACCOUNTS PAYABLE CHECK
240608	08/16/2022	SECURITY BENEFITS	R	575.00	ACCOUNTS PAYABLE CHECK
* V944685	08/08/2022	AMERICAN EXPRESS	V	0.00	VOID: MULTI STUB VOUCHER
* V944686	08/08/2022	AMERICAN EXPRESS	V	0.00	VOID: MULTI STUB VOUCHER
* V944687	08/08/2022	AMERICAN EXPRESS	V	0.00	VOID: MULTI STUB VOUCHER
* V944689	08/08/2022	HUNTINGTON BANK-MASTERCARDS	V	0.00	VOID: MULTI STUB VOUCHER
* V944690	08/08/2022	HUNTINGTON BANK-MASTERCARDS	V	0.00	VOID: MULTI STUB VOUCHER
* V944714	08/23/2022	MARIA K BAKER	R	200.00	ACCOUNTS PAYABLE VOUCHER
* V944715	08/23/2022	ASHLEY BOORSTEIN	R	63.80	ACCOUNTS PAYABLE VOUCHER
* V944716	08/23/2022	RONEISHA P CAMPBELL	R	1159.20	ACCOUNTS PAYABLE VOUCHER
* V944717	08/23/2022	SARA M. CHENGELIS	R	241.29	ACCOUNTS PAYABLE VOUCHER
* V944718	08/23/2022	TAYLOR EVERT	R	114.00	ACCOUNTS PAYABLE VOUCHER
* V944719	08/23/2022	ADAM C FLETCHER	R	177.00	ACCOUNTS PAYABLE VOUCHER
* V944720	08/23/2022	KEVIN C FOSTER	R	45.00	ACCOUNTS PAYABLE VOUCHER
* V944721	08/23/2022	AIMEE L GREY	R	257.75	ACCOUNTS PAYABLE VOUCHER
* V944722	08/23/2022	JEFFREY GROSSE	R	295.40	ACCOUNTS PAYABLE VOUCHER
* V944723	08/23/2022	MEREDITH V JONES	R	60.00	ACCOUNTS PAYABLE VOUCHER
* V944724	08/23/2022	KERRY O'CONNOR	R	445.32	ACCOUNTS PAYABLE VOUCHER
* V944725	08/23/2022	JENNIFER P LEVER	R	48.00	ACCOUNTS PAYABLE VOUCHER
* V944726	08/23/2022	RENEE M.L. MANUEL	R	20.00	ACCOUNTS PAYABLE VOUCHER
* V944727	08/23/2022	CAROLINE N. MARKEL	R	105.20	ACCOUNTS PAYABLE VOUCHER
* V944728	08/23/2022	MOLLY T PEABODY	R	23.44	ACCOUNTS PAYABLE VOUCHER
* V944729	08/23/2022	NORA JEAN MURPHY	R	35.95	ACCOUNTS PAYABLE VOUCHER
* V944730	08/23/2022	MYRIAM T. NEIL	R	326.22	ACCOUNTS PAYABLE VOUCHER
* V944731	08/23/2022	YOLANDA RIVERS	R	60.00	ACCOUNTS PAYABLE VOUCHER
* V944732	08/23/2022	CHARI N. RUDOLPH	R	60.00	ACCOUNTS PAYABLE VOUCHER
* V944733	08/23/2022	GLADYS TIARA SARGEANT	R	116.00	ACCOUNTS PAYABLE VOUCHER
* V944734	08/23/2022	REBEKAH L SHARPE	R	171.00	ACCOUNTS PAYABLE VOUCHER

POWERSCHOOL
DATE: 09/15/2022
TIME: 09:36:34

SHAKER HEIGHTS CITY SCHOOLS
CHECK REGISTER INCLUDING SYSTEM VOIDS

PAGE NUMBER: 7
ACCTPA21
ACCOUNTING PERIOD: 2/23

SELECTION CRITERIA: chkstat.rundate between '20220801' and '20220831'

* V944735	08/23/2022	VANESSA L SIMMONS	R	60.00	ACCOUNTS PAYABLE VOUCHER
* V944736	08/23/2022	TOD H TORRENCE	R	325.00	ACCOUNTS PAYABLE VOUCHER
* V944737	08/23/2022	JEANNE A. WIEMER	R	1628.82	ACCOUNTS PAYABLE VOUCHER
* V944738	08/24/2022	MCDONALD HOPKINS LLC	R	10531.00	ACCOUNTS PAYABLE VOUCHER
* V944739	08/24/2022	SYNOVIA SOLUTIONS	R	32914.00	ACCOUNTS PAYABLE VOUCHER
* V944740	08/29/2022	MARC D ENIE	R	70.95	ACCOUNTS PAYABLE VOUCHER
* V944741	08/29/2022	ANDREW O GLASIER	R	24.95	ACCOUNTS PAYABLE VOUCHER
* V944742	08/29/2022	BROOKSANDRA HEMANS	R	14.00	ACCOUNTS PAYABLE VOUCHER
* V944743	08/29/2022	MYRIAM T. NEIL	R	246.85	ACCOUNTS PAYABLE VOUCHER
* V944744	08/29/2022	JAMES D RODEMS	R	172.75	ACCOUNTS PAYABLE VOUCHER
* V944745	08/29/2022	EMILY A. RUCKER	R	97.13	ACCOUNTS PAYABLE VOUCHER
* V944746	08/29/2022	PAUL SAMPLINER	R	60.00	ACCOUNTS PAYABLE VOUCHER
* V944747	08/29/2022	GEORGETA SCHWARTZ	R	300.00	ACCOUNTS PAYABLE VOUCHER
* V944748	08/29/2022	REBEKAH L SHARPE	R	80.28	ACCOUNTS PAYABLE VOUCHER
* V944749	08/29/2022	MATTHEW SIMON	R	162.17	ACCOUNTS PAYABLE VOUCHER
* V944750	08/29/2022	CHARLES P. BRAMAN & CO. INC.	R	850.00	ACCOUNTS PAYABLE VOUCHER
* V944751	08/29/2022	VAN AUKEN AKINS ARCHITECTS LLC	R	15138.75	ACCOUNTS PAYABLE VOUCHER
* V944752	08/29/2022	AMERICAN EXPRESS (TRAVEL CARDS)	R	150.00	ACCOUNTS PAYABLE VOUCHER
* V944753	08/29/2022	AMERICAN EXPRESS	R	709.02	ACCOUNTS PAYABLE VOUCHER
* V944754	08/29/2022	AT & T	R	932.22	ACCOUNTS PAYABLE VOUCHER
* V944755	08/29/2022	CITY OF CLEVELAND WATER	R	10611.28	ACCOUNTS PAYABLE VOUCHER
* V944756	08/29/2022	NORTHEAST OHIO REGIONAL SEWER	R	14822.82	ACCOUNTS PAYABLE VOUCHER
* V944757	08/29/2022	SPECTRUM (TIME WARNER CABLE)	R	2723.86	ACCOUNTS PAYABLE VOUCHER
* V944758	08/29/2022	VERIZON	R	6749.48	ACCOUNTS PAYABLE VOUCHER
* V944759	08/29/2022	WASTE MANAGEMENT OF OHIO INC	R	6732.62	ACCOUNTS PAYABLE VOUCHER
* V944760	08/30/2022	HUNTINGTON BANK-MASTERCARDS	V	0.00	VOID: MULTI STUB VOUCHER
* V944761	08/30/2022	HUNTINGTON BANK-MASTERCARDS	V	0.00	VOID: MULTI STUB VOUCHER
* V944762	08/30/2022	HUNTINGTON BANK-MASTERCARDS	R	55057.18	ACCOUNTS PAYABLE VOUCHER
* V944763	08/31/2022	AMERICAN EXPRESS	V	0.00	VOID: MULTI STUB VOUCHER
* V944764	08/31/2022	AMERICAN EXPRESS	V	0.00	VOID: MULTI STUB VOUCHER
* V944765	08/31/2022	AMERICAN EXPRESS	V	0.00	VOID: MULTI STUB VOUCHER
* V944766	08/31/2022	AMERICAN EXPRESS	R	58528.97	ACCOUNTS PAYABLE VOUCHER
* V944767	08/31/2022	ANTHEM	R	61791.14	ACCOUNTS PAYABLE VOUCHER
* V944768	08/31/2022	MEDICAL MUTUAL OF OHIO	R	1242104.95	ACCOUNTS PAYABLE VOUCHER
* V944769	08/31/2022	HNB MEDICARE	R	72968.28	ACCOUNTS PAYABLE VOUCHER
* V944770	08/31/2022	SCHOOL EMPLOYEE RETIREMENT (SERS)	R	36123.11	ACCOUNTS PAYABLE VOUCHER
* V944771	08/31/2022	STATE TEACHERS RETIREMENT (STRS)	R	29401.20	ACCOUNTS PAYABLE VOUCHER
* V944772	08/31/2022	ALLSTATE	R	17830.76	ACCOUNTS PAYABLE VOUCHER
* V944773	08/31/2022	LINCOLN NATIONAL LIFE INS CO	R	4164.90	ACCOUNTS PAYABLE VOUCHER
* V944774	08/31/2022	MEDICAL MUTUAL FLEX PLAN	R	18456.67	ACCOUNTS PAYABLE VOUCHER
* V944775	08/31/2022	CLASSWALLET-WIRE TRANSFER	R	95000.00	ACCOUNTS PAYABLE VOUCHER
* V944776	08/31/2022	CUYAHOGA CO REAL ESTATE TAX	R	560807.18	ACCOUNTS PAYABLE VOUCHER
* V944777	08/31/2022	HUNTINGTON BANK	R	948.49	ACCOUNTS PAYABLE VOUCHER
* V944778	08/31/2022	MWW1 OH LLC	R	3238.29	ACCOUNTS PAYABLE VOUCHER
* V944779	08/31/2022	RATSGYMNASIUM GOSLAR	R	981.92	ACCOUNTS PAYABLE VOUCHER
* V944780	08/31/2022	SHAKER HEIGHTS PUBLIC LIBRARY	R	500.00	ACCOUNTS PAYABLE VOUCHER
* V944781	08/31/2022	CCT FINANCIAL	R	10336.25	ACCOUNTS PAYABLE VOUCHER
* V944782	08/31/2022	OSC - NATURAL GAS	R	20815.00	ACCOUNTS PAYABLE VOUCHER
* V944783	08/31/2022	PAY FOR IT	R	3042.04	ACCOUNTS PAYABLE VOUCHER
* V944784	08/31/2022	RED TREE INVESTMENT GROUP	R	4398.23	ACCOUNTS PAYABLE VOUCHER
* V944785	08/31/2022	SQUARE	R	12.73	ACCOUNTS PAYABLE VOUCHER
* V948380	08/01/2022	AFSCME PEOPLE	R	14.60	ACCOUNTS PAYABLE VOUCHER
* V948381	08/01/2022	ALLSTATE	R	8947.10	ACCOUNTS PAYABLE VOUCHER
* V948382	08/01/2022	DEARBORN LIFE INSURANCE COMPANY	R	2171.43	ACCOUNTS PAYABLE VOUCHER
* V948383	08/01/2022	EDUCATORS RESERVE	R	1171.00	ACCOUNTS PAYABLE VOUCHER
* V948384	08/01/2022	HNB MEDICARE	R	71866.56	ACCOUNTS PAYABLE VOUCHER
* V948385	08/01/2022	HUNTINGTON BANK	R	217932.17	ACCOUNTS PAYABLE VOUCHER

POWERSCHOOL
DATE: 09/15/2022
TIME: 09:36:34

SHAKER HEIGHTS CITY SCHOOLS
CHECK REGISTER INCLUDING SYSTEM VOIDS

PAGE NUMBER: 8
ACCTPA21
ACCOUNTING PERIOD: 2/23

SELECTION CRITERIA: chkstat.rundate between '20220801' and '20220831'

* V948386	08/01/2022	LEGALSHIELD	R	585.92	ACCOUNTS PAYABLE VOUCHER
* V948387	08/01/2022	LINCOLN NATIONAL LIFE INS CO	R	2187.38	ACCOUNTS PAYABLE VOUCHER
* V948388	08/01/2022	LOCAL 200 DUES 12 MO	R	1920.00	ACCOUNTS PAYABLE VOUCHER
* V948389	08/01/2022	MEDICAL MUTUAL FLEX PLAN	R	11046.93	ACCOUNTS PAYABLE VOUCHER
* V948390	08/01/2022	O.A.P.S.E. LOCAL 149	R	2728.63	ACCOUNTS PAYABLE VOUCHER
* V948391	08/01/2022	OHIO CHILD SUPPORT CENTRAL	R	5490.63	ACCOUNTS PAYABLE VOUCHER
* V948392	08/01/2022	OHIO PUBLIC DEFERRED COMPENSATION	R	12087.84	ACCOUNTS PAYABLE VOUCHER
* V948393	08/01/2022	SCHOOL EMPLOYEE RETIREMENT	R	65781.35	ACCOUNTS PAYABLE VOUCHER
* V948394	08/01/2022	SCHOOL EMPLOYEE RETIREMENT (SERS)	R	102912.68	ACCOUNTS PAYABLE VOUCHER
* V948395	08/01/2022	STATE TEACHERS RETIREMENT	R	255463.11	ACCOUNTS PAYABLE VOUCHER
* V948396	08/01/2022	STATE TEACHERS RETIREMENT (STRS)	R	284734.75	ACCOUNTS PAYABLE VOUCHER
* V948397	08/01/2022	TREASURER, STATE OF OHIO	R	58332.73	ACCOUNTS PAYABLE VOUCHER
* V948398	08/01/2022	VOYA RETIREMENT INS. AND ANNUITY CO	R	2778.52	ACCOUNTS PAYABLE VOUCHER
* V948399	08/01/2022	VOYA RETIREMENT INS.&ANNUITY	R	5276.53	ACCOUNTS PAYABLE VOUCHER
* V948400	08/01/2022	DEARBORN LIFE INSURANCE COMPANY	R	3.20	ACCOUNTS PAYABLE VOUCHER
* V948401	08/01/2022	HNB MEDICARE	R	0.64	ACCOUNTS PAYABLE VOUCHER
* V948402	08/01/2022	RITA	R	0.50	ACCOUNTS PAYABLE VOUCHER
* V948403	08/01/2022	SHCSD DENTAL	R	55.62	ACCOUNTS PAYABLE VOUCHER
* V948404	08/01/2022	SHCSD MEDICAL	R	760.94	ACCOUNTS PAYABLE VOUCHER
* V948405	08/01/2022	SHCSD PRESCRIPTION	R	188.92	ACCOUNTS PAYABLE VOUCHER
* V948406	08/01/2022	STATE TEACHERS RETIREMENT	R	21.41	ACCOUNTS PAYABLE VOUCHER
* V948407	08/01/2022	STATE TEACHERS RETIREMENT (STRS)	R	21.41	ACCOUNTS PAYABLE VOUCHER
* V948408	08/16/2022	AFSCME PEOPLE	R	14.60	ACCOUNTS PAYABLE VOUCHER
* V948409	08/16/2022	ALLSTATE	R	8894.92	ACCOUNTS PAYABLE VOUCHER
* V948410	08/16/2022	DEARBORN LIFE INSURANCE COMPANY	R	7070.84	ACCOUNTS PAYABLE VOUCHER
* V948411	08/16/2022	EDUCATORS RESERVE	R	1171.00	ACCOUNTS PAYABLE VOUCHER
* V948412	08/16/2022	HNB MEDICARE	R	73858.90	ACCOUNTS PAYABLE VOUCHER
* V948413	08/16/2022	HUNTINGTON BANK	R	232290.02	ACCOUNTS PAYABLE VOUCHER
* V948414	08/16/2022	LEGALSHIELD	R	576.96	ACCOUNTS PAYABLE VOUCHER
* V948415	08/16/2022	LINCOLN NATIONAL LIFE INS CO	R	2217.86	ACCOUNTS PAYABLE VOUCHER
* V948416	08/16/2022	LOCAL 200 DUES 12 MO	R	1920.00	ACCOUNTS PAYABLE VOUCHER
* V948417	08/16/2022	MEDICAL MUTUAL FLEX PLAN	R	11105.18	ACCOUNTS PAYABLE VOUCHER
* V948418	08/16/2022	O.A.P.S.E. LOCAL 149	R	2728.63	ACCOUNTS PAYABLE VOUCHER
* V948419	08/16/2022	OHIO CHILD SUPPORT CENTRAL	R	5526.55	ACCOUNTS PAYABLE VOUCHER
* V948420	08/16/2022	OHIO PUBLIC DEFERRED COMPENSATION	R	12087.84	ACCOUNTS PAYABLE VOUCHER
* V948421	08/16/2022	OHIO SCHOOL DISTRICT INC.TAX	R	453.89	ACCOUNTS PAYABLE VOUCHER
* V948422	08/16/2022	RITA	R	113556.11	ACCOUNTS PAYABLE VOUCHER
* V948423	08/16/2022	SCHOOL EMPLOYEE RETIREMENT	R	67649.56	ACCOUNTS PAYABLE VOUCHER
* V948424	08/16/2022	SCHOOL EMPLOYEE RETIREMENT (SERS)	R	105926.18	ACCOUNTS PAYABLE VOUCHER
* V948425	08/16/2022	SHCSD DENTAL	R	61124.36	ACCOUNTS PAYABLE VOUCHER
* V948426	08/16/2022	SHCSD MEDICAL	R	812544.29	ACCOUNTS PAYABLE VOUCHER
* V948427	08/16/2022	SHCSD PRESCRIPTION	R	197533.63	ACCOUNTS PAYABLE VOUCHER
* V948428	08/16/2022	STATE TEACHERS RETIREMENT	R	253561.07	ACCOUNTS PAYABLE VOUCHER
* V948429	08/16/2022	STATE TEACHERS RETIREMENT (STRS)	R	294105.19	ACCOUNTS PAYABLE VOUCHER
* V948430	08/16/2022	STRS BUY BACK ANNUITIZED	R	2527.50	ACCOUNTS PAYABLE VOUCHER
* V948431	08/16/2022	TREASURER, STATE OF OHIO	R	61233.37	ACCOUNTS PAYABLE VOUCHER
* V948432	08/16/2022	VOYA RETIREMENT INS. AND ANNUITY CO	R	2778.52	ACCOUNTS PAYABLE VOUCHER
* V948433	08/16/2022	VOYA RETIREMENT INS.&ANNUITY	R	5276.53	ACCOUNTS PAYABLE VOUCHER
* V948434	08/22/2022	HNB MEDICARE	R	211.10	ACCOUNTS PAYABLE VOUCHER
* V948435	08/22/2022	HUNTINGTON BANK	R	310.02	ACCOUNTS PAYABLE VOUCHER
* V948436	08/22/2022	RITA	R	163.78	ACCOUNTS PAYABLE VOUCHER
* V948437	08/22/2022	STATE TEACHERS RETIREMENT	R	1019.06	ACCOUNTS PAYABLE VOUCHER
* V948438	08/22/2022	STATE TEACHERS RETIREMENT (STRS)	R	1019.06	ACCOUNTS PAYABLE VOUCHER
* V948439	08/22/2022	TREASURER, STATE OF OHIO	R	105.35	ACCOUNTS PAYABLE VOUCHER
TOTAL FUND				7430655.13	

TOTAL REPORT

7430655.13

10. BOND ISSUE EXPENDITURE SUMMARY

SHAKER HEIGHTS CITY SCHOOL DISTRICT
FUND 004
CAPITAL PROJECT EXPENDITURES

SUMMARY AS OF
August 31, 2022

CATEGORY	BEG. OF MONTH BALANCE	EXPENDITURES MTD	EXPENDITURES TO DATE
OTHER NON-BOND PROJECTS 9121, 9150&9620	\$31,410,791.82	\$0.00	\$31,410,791.82
SSF FUNDED PROJECTS	\$2,475,568.82	\$0.00	\$2,475,568.82
FY2018 BONDS-SCC 94xx	\$25,525,595.39	\$0.00	\$25,525,595.39
TOTAL TO DATE	\$59,411,956.03	\$0.00	\$59,411,956.03

**NON-BOND SOURCES
OTHER**

PROJECT December 31 2018	BUILDING	Land, Building Vehicles, F&E	CHECK DATE	SPECIAL COST CENTER	ESTIMATED COST	ACTUAL COST MTD	ACTUAL COST TO DATE	CONTRACTOR/ VENDOR
Other:								
install hot water boiler; remove old one	Middle School		1/12/2005		\$6,000.00	\$6,000.00	\$6,000.00	Hoover Heating & Air Cond.
completion of electrical upgrades	High School		1/31/2005		\$11,472.00	\$11,472.00	\$11,472.00	Genesis Electric
service on Hydro Pulse boiler	District		1/31/2005		\$685.00	\$685.00	\$685.00	Hoover Heating & Air Cond.
DA Robers & Assoc	District		2/9/2005		\$2,000.00	\$2,000.00	\$2,000.00	DA Robers & Assoc.
repair roof leaks	Woodbury		2/17/2005		\$470.00	\$470.00	\$470.00	Allied Commerical Roofing
repair roof leaks	Middle School		2/17/2005		\$260.00	\$260.00	\$260.00	Allied Commerical Roofing
telecomm & tech consulting project	District		2/17/2005		\$2,343.75	\$2,343.75	\$2,343.75	Business Technologies
Boulevard elevator - architectural fee	Boulevard		2/17/2005		\$2,070.00	\$2,070.00	\$2,070.00	Collins, Gordon, Bostwick
8 Year Plan - prof services	District		2/17/2005		\$1,298.75	\$1,298.75	\$1,298.75	Collins, Gordon, Bostwick
Onaway Learning Garden - architect	Onaway		2/17/2005		\$3,207.99	\$3,207.99	\$3,207.99	McKnight & Assoc. Ltd.
48 chairs with chrome frames	Fernway		2/17/2005		\$2,283.43	\$2,283.43	\$2,283.43	Waller-Duman Inc.
cafeteria table	Boulevard		2/17/2005		\$942.44	\$942.44	\$942.44	Waller-Duman Inc.
20 folding tables	High School		2/17/2005		\$4,851.00	\$4,851.00	\$4,851.00	Waller-Duman Inc.
repair roof leaks	High School		2/25/2005		\$860.00	\$860.00	\$860.00	Allied Commerical Roofing
repair roof leaks	High School		2/25/2005		\$440.00	\$440.00	\$440.00	Allied Commerical Roofing
repair roof leaks	Fernway		2/25/2005		\$250.00	\$250.00	\$250.00	Allied Commerical Roofing
engineering visit - swing support	Mercer		2/25/2005		\$375.00	\$375.00	\$375.00	Barber and Hoffman Inc
engineering visit - stair vibration	Fernway		2/25/2005		\$840.00	\$840.00	\$840.00	Barber and Hoffman Inc
schematic design - 8 Year Plan	District		2/25/2005		\$1,860.00	\$1,860.00	\$1,860.00	Collins, Gordon, Bostwick
HVAC service call - Phys Ed office	High School		2/25/2005		\$152.50	\$152.50	\$152.50	Hoover Heating & Air Cond.
2nd year of Gold maint - 60 mo contract	District		3/8/2005		\$7,599.00	\$7,599.00	\$7,599.00	Integrated Precision
Woodbury addendum on maint contract	Woodbury		3/8/2005		\$2,081.45	\$2,081.45	\$2,081.45	Integrated Precision
project mgmt activites - roof restoration	HS, Mercer		3/16/2005		\$630.00	\$630.00	\$630.00	Kenderson, Inc.
audio/video consult/design	Onaway		3/16/2005		\$111.18	\$111.18	\$111.18	Teamco/John Paul Baker
repair roof leaks	Bus Gar, Mercer		3/16/2005		\$720.00	\$720.00	\$720.00	Allied Commerical Roofing
consulting - spec ed student transp	District		3/16/2005		\$3,000.00	\$3,000.00	\$3,000.00	Education Logistics, Inc.
audio/video consult/design	Middle School		3/24/2005		\$607.66	\$607.66	\$607.66	Teamco/John Paul Baker
tractor and loader	District		3/24/2005		\$21,612.55	\$21,612.55	\$21,612.55	West Shore New Holland, Inc
legal ad for "Peter's Garden"	Onaway		3/28/2005		\$556.92	\$556.92	\$556.92	Plain Dealer
engnr/arch serv - mobile classrm relo	District		3/30/2005		\$17,969.53	\$17,969.53	\$17,969.53	Christian & Kloppe, Inc.
arch services - SHCSD 8 year plan	District		3/30/2005		\$2,070.00	\$2,070.00	\$2,070.00	Collins, Gordon, Bostwick
roof and gutter repairs	District	Building	4/28/2005	9150	\$1,225.00	\$1,225.00	\$1,225.00	Allied Commercial Roofing
spec ed transp study - travel exp	District	F&E	4/28/2005	9150	\$275.63	\$275.63	\$275.63	Education Logistics, Inc.
flat screen monitor (19")	Transportation	F&E	4/30/2005	9150	\$349.00	\$349.00	\$349.00	Dell Marketing L.P.
flat screen monitor (17")	Admin	F&E	4/30/2005	9150	\$229.00	\$229.00	\$229.00	Dell Marketing L.P.
engineering for elect serv upgrade	High School	Building	5/4/2005	9150	\$520.00	\$520.00	\$520.00	Karpinski Engineering
install mini-split A/C units (5)	District	F&E	5/10/2005	9150	\$21,282.50	\$21,282.50	\$21,282.50	Hoover Heating & Air Cond.
ornamental spray - Rose Garden	Woodbury	Land	5/26/2005	9150	\$97.00	\$97.00	\$97.00	H.A.M. Landscaping
tables with Chem-Armor surface (3)	Woodbury	F&E	5/26/2005	9150	\$3,135.00	\$3,135.00	\$3,135.00	Ward's Natural Science
metal student lockers	Fernway	F&E	5/26/2005	9150	\$1,200.00	\$1,200.00	\$1,200.00	Waller-Duman Inc.
ornamental Spray - Rose Garden	Woodbury	Land	6/9/2005	9150	\$195.45	\$195.45	\$195.45	H.A.M. Landscaping
qtrly fee - telecom & tech consulting	Admin	F&E	6/9/2005	9150	\$2,343.75	\$2,343.75	\$2,343.75	Business Technologies

OTHER

PROJECT December 31 2018	BUILDING	Land, Building Vehicles, F&E	CHECK DATE	SPECIAL COST CENTER	ESTIMATED COST	ACTUAL COST MTD	ACTUAL COST TO DATE	CONTRACTOR/ VENDOR
TV mount	Boulevard	F&E	6/27/2005	9150	\$180.00	\$180.00	\$180.00	Teamco/John Paul Baker
travel exp for transp consultant	Admin	F&E	6/27/2005	9150	\$278.17	\$278.17	\$278.17	Education Logistics, Inc.
portion of plan review - elev study	Boulevard	Building	6/27/2005	9150	\$188.23	\$188.23	\$188.23	Collins, Gordon, Bostwick
landscaping at Woodbury	Woodbury	Land	7/28/2005	9150	\$135.00	\$135.00	\$135.00	H.A.M. Landscaping
rooftop unit above HS Library	High School	F&E	7/29/2005	9150	\$806.25	\$806.25	\$806.25	Hoover Heating & Air Cond.
install new boiler	Boulevard	F&E	7/29/2005	9150	\$20,580.00	\$20,580.00	\$20,580.00	RCR Services Inc.
1/2 cost of Door H lock and remote	District	Building	8/5/2005	9150	\$2,365.45	\$2,365.45	\$2,365.45	Integrated Precision
qtrly fee - telecom & tech consulting	Admin	F&E	8/12/2005	9150	\$2,343.75	\$2,343.75	\$2,343.75	Business Technologies
ornamental spray - Rose Garden	Woodbury	Land	8/12/2005	9150	\$540.00	\$540.00	\$540.00	H.A.M. Landscaping
architectural services - Peters Garden	Onaway	Land	8/31/2005	9150	\$1,512.46	\$1,512.46	\$1,512.46	McKnight & Assoc. Ltd.
miscellaneous roof repairs	District	Building	9/15/2005	9150	\$1,260.00	\$1,260.00	\$1,260.00	Allied Commercial Roofing
ornamental Spray - Rose Garden	Woodbury	Land	9/15/2005	9150	\$405.00	\$405.00	\$405.00	H.A.M. Landscaping
service call on small a/c unit	High School	F&E	9/15/2005	9150	\$203.00	\$203.00	\$203.00	Hoover Heating & Air Cond.
architectural services - Peters Garden	Onaway	Land	9/23/2005	9150	\$900.00	\$900.00	\$900.00	McKnight & Assoc. Ltd.
upgrade AED units	District	F&E	9/23/2005	9150	\$7,281.25	\$7,281.25	\$7,281.25	Medtronic Physio-Control Corp
annual roofing inspection/assessment	District	Building	10/12/2005	9150	\$1,375.00	\$1,375.00	\$1,375.00	Kenderson, Inc.
re-mount TV in music room	Woodbury	F&E	10/12/2005	9150	\$277.60	\$277.60	\$277.60	Teamco/John Paul Baker
repairs on computer lab rooftop a/c	Woodbury	F&E	10/19/2005	9150	\$338.93	\$338.93	\$338.93	Hoover Heating & Air Cond.
maint contract - attendance ph system	High School	F&E	10/28/2005	9150	\$395.00	\$395.00	\$395.00	US Netcom Corp
repair of roof leaks	MS & Bus Gar	Building	11/4/2005	9150	\$1,550.00	\$1,550.00	\$1,550.00	Allied Commercial Roofing
SMART board	Onaway	F&E	11/4/2004	9150	\$1,923.00	\$1,923.00	\$1,923.00	SMART Ed. Services
partial exp for SMARTbd to Jennings	Onaway	F&E	5/18/2006	9150	(\$1,373.37)	(\$1,373.37)	(\$1,373.37)	SSF/Jennings Grant
ornamental Spray, Rose Garden, Sep	Woodbury	Land	11/7/2005	9150	\$540.00	\$540.00	\$540.00	H.A.M. Landscaping
five addtl parking slots (Peter's Grdn)	Onaway	Land	11/14/2005	9150	\$22,962.00	\$22,962.00	\$22,962.00	Vizmeg Landscape Inc.
repair of roof leaks	Admin	Building	11/18/2005	9150	\$230.00	\$230.00	\$230.00	Allied Commercial Roofing
ornamental spray, Rose Garden, Oct	Woodbury	Land	11/23/2005	9150	\$270.00	\$270.00	\$270.00	H.A.M. Landscaping
upgrade of a/c unit to Mitsubishi	Onaway	F&E	11/23/2005	9150	\$650.00	\$650.00	\$650.00	Hoover Heating & Air Cond.
s/w maint & support - PhoneMaster	Transportation	F&E	12/9/2005	9150	\$499.00	\$499.00	\$499.00	US Netcom Corp
roof repairs at Admin Building	Admin	Building	12/30/2005	9150	\$395.00	\$395.00	\$395.00	Allied Commercial Roofing
misc service calls re: furnace/AC	District	F&E	1/13/2006	9150	\$1,531.34	\$1,531.34	\$1,531.34	Hoover Heating & Air Cond.
gutter and roof repair	Mercer	Building	1/24/2006	9150	\$1,595.00	\$1,595.00	\$1,595.00	Allied Commercial Roofing
two Epson projectors	Onaway	F&E	2/10/2006	9150	\$2,483.98	\$2,483.98	\$2,483.98	CDW Government, Inc.
labor for mounting televisions	Boulevard	F&E	2/15/2006	9150	\$480.00	\$480.00	\$480.00	Teamco/John Paul Baker
corner desk with hutch, storage unit	District	F&E	2/15/2006	9150	\$1,658.00	\$1,658.00	\$1,658.00	Mentor Office Supply
mobile files with lock	District	F&E	2/15/2006	9150	\$692.00	\$692.00	\$692.00	Mentor Office Supply
appliance - tchrs lounge (was Fnd 01)	Boulevard	F&E	2/28/2006	9150	\$455.00	\$455.00	\$455.00	Lowe's
music library system	Middle School	F&E	3/9/2006	9150	\$6,584.25	\$6,584.25	\$6,584.25	Wenger Corporation
repairs of roof leak over room 113	Lomond	Building	3/31/2006	9150	\$385.00	\$385.00	\$385.00	Allied Commercial Roofing
ornamental spray, Rose Garden, Mar	Woodbury	Land	4/27/2006	9150	\$135.00	\$135.00	\$135.00	H.A.M. Landscaping
ornamental spray, Rose Garden, Apr	Woodbury	Land	5/25/2006	9150	\$135.00	\$135.00	\$135.00	H.A.M. Landscaping
repair of roof leak and loose slates	Woodbury	Building	6/16/2006	9150	\$265.00	\$265.00	\$265.00	Allied Commercial Roofing
repair of three roof leak areas	Boulevard	Building	6/16/2006	9150	\$725.00	\$725.00	\$725.00	Allied Commercial Roofing
correction to SSF share for P's Garden	Onaway	Land	6/30/2006	9150	\$702.00	\$702.00	\$702.00	transfer Vizmeg exp from SSF
ornamental spray - Rose Garden, Jun	Woodbury	Land	7/21/2006	9150	\$540.00	\$540.00	\$540.00	H.A.M. Landscaping
service call on a/c in Music Room	Fernway	Building	7/21/2006	9150	\$165.00	\$165.00	\$165.00	Hoover Heating & Air Cond.

OTHER

PROJECT December 31 2018	BUILDING	Land, Building Vehicles, F&E	CHECK DATE	SPECIAL COST CENTER	ESTIMATED COST	ACTUAL COST MTD	ACTUAL COST TO DATE	CONTRACTOR/ VENDOR
repair roof leak	Admin	Building	7/31/2006	9150	\$375.00	\$375.00	\$375.00	Allied Commercial Roofing
ornamental spray - Rose Garden, Jul	Woodbury	Land	8/31/2006	9150	\$540.00	\$540.00	\$540.00	H.A.M. Landscaping
three seat walls/benches	Onaway	Land	8/31/2006	9181	\$8,400.00	\$8,400.00	\$8,400.00	Pinzone II
reimb from PTO for three benches	Onaway	Land	9/27/2006	9181	(\$8,400.00)	(\$8,400.00)	(\$8,400.00)	Onaway PTO
ornamental spray - Rose Garden, Aug	Woodbury	Land	9/8/2006	9150	\$540.00	\$540.00	\$540.00	H.A.M. Landscaping
install TV/VCR mounts	District	F&E	9/15/2006	9150	\$5,824.69	\$5,824.69	\$5,824.69	Teamco/John Paul Baker
move outlet	Mercer	Building	9/22/2006	9150	\$315.00	\$315.00	\$315.00	Teamco/John Paul Baker
repair roof leak	Boulevard	Building	9/27/2006	9150	\$395.00	\$395.00	\$395.00	Allied Commercial Roofing
ornamental spray - Rose Garden, Sep	Woodbury	Land	10/16/2006	9150	\$540.00	\$540.00	\$540.00	H.A.M. Landscaping
ornamental spray - Rose Garden, Oct	Woodbury	Land	11/17/2006	9150	\$135.00	\$135.00	\$135.00	H.A.M. Landscaping
repair of misc roof leaks	District	Building	11/17/2006	9150	\$1,515.00	\$1,515.00	\$1,515.00	Allied Commercial Roofing
miscellaneous roof repairs	Middle School	Building	11/30/2006	9150	\$2,770.00	\$2,770.00	\$2,770.00	Allied Commercial Roofing
transfer F07 Rose Garden exp to Fd 1	Woodbury	Land	11/30/2006	9150	(\$2,295.00)	(\$2,295.00)	(\$2,295.00)	intra-district transfer
install TV & cabling for computer AV	Middle School	F&E	12/20/2006	9150	\$690.00	\$690.00	\$690.00	Teamco/John Paul Baker
repair of misc roof leaks	High School	Building	12/29/2006	9150	\$785.00	\$785.00	\$785.00	Allied Commercial Roofing
water testing of drains over auditorium	High School	Building	12/29/2006	9150	\$425.00	\$425.00	\$425.00	Allied Commercial Roofing
repair damaged section of roof	Middle School	Building	2/19/2007	9150	\$3,995.00	\$3,995.00	\$3,995.00	Allied Commercial Roofing
repair of roof leaks and cracked drain	Middle School	Building	4/20/2007	9150	\$275.00	\$275.00	\$275.00	Allied Commercial Roofing
ornamental spray - Rose Garden, May&Jun	Woodbury	Land	8/10/2007	9150	\$1,080.00	\$1,080.00	\$1,080.00	H.A.M. Landscaping
cable outlet installed	High School	Building	10/8/2007	9150	\$403.49	\$403.49	\$403.49	Teamco/John Paul Baker
legal charges	High School	Building	11/24/2007	9150	\$958.08	\$958.08	\$958.08	Plain Dealer
ornamental spray - Rose Garden	Woodbury	Land	12/11/2007	9150	\$1,485.00	\$1,485.00	\$1,485.00	H.A.M. Landscaping
cable installation and TV mounting	High School	F&E	12/20/2007	9150	\$1,474.53	\$1,474.53	\$1,474.53	Teamco/John Paul Baker
antenna and mast	Fernway	F&E	1/16/2008	9150	\$639.58	\$639.58	\$639.58	Teamco/John Paul Baker
Plain Dealer Ad	District	Building	7/26/2008	9150	\$1,137.72	\$1,137.72	\$1,137.72	Plain Dealer
Plain Dealer Ad	District	Building	8/30/2008	9150	\$978.04	\$978.04	\$978.04	Plain Dealer
Extend cable system	District	Building	10/14/2008	9150	\$2,084.32	\$2,084.32	\$2,084.32	Teamco/John Paul Baker
Emergency Fire Remediation	District	Building	12/12/2008	9150	\$6,435.72	\$6,435.72	\$6,435.72	Yanesh Brothers Construction
Water damage, restoration services	District	Building	12/31/2008	9150	\$47,000.00	\$47,000.00	\$47,000.00	Paul Davis Restoration of Cleve
TV installation	High School	F&E	1/16/2009	9150	\$660.00	\$660.00	\$660.00	Teamco/John Paul Baker
Ludlow Restoration	District	Building	5/29/2009	9150	\$5,341.02	\$5,341.02	\$5,341.02	Paul Davis Restoration of Cleve
DLMO Supplies	District	F&E	6/1/2009	9169	\$636.00	\$636.00	\$636.00	Cousin's Video
Security Equipment	District	F&E	9/16/2009	9150	\$21,730.62	\$21,730.62	\$21,730.62	21st Century Alarm/Data
Security Cameras	Middle School	F&E	9/25/2009	9150	\$9,859.00	\$9,859.00	\$9,859.00	21st Century Alarm/Data
Security Cameras	Lomond	F&E	4/22/2010	9150	\$3,850.00	\$3,850.00	\$3,850.00	21st Century Alarm/Data
Security Cameras-Shaker Share	Ludlow	F&E	8/31/2010	9150	\$8,848.50	\$8,848.50	\$8,848.50	21st Century Alarm/Data
Security Cameras-PEP Share	Ludlow	F&E	8/31/2010	9150	\$8,848.50	\$8,848.50	\$8,848.50	21st Century Alarm/Data
Admin Chiller Architectural Services	Admin	F&E	7/31/2014	9150	\$20,444.80	\$20,444.80	\$20,444.80	Neville Architects
Replacement chiller	Admin	F&E	9/16/2014	9150	\$21,143.00	\$21,143.00	\$21,143.00	Carrier Corporation
Replacement chiller	Admin	F&E	10/23/2014	9150	\$114,580.00	\$114,580.00	\$114,580.00	Daikin Applied
Replacement chiller	Admin	F&E	10/30/2014	9150	\$5,220.00	\$5,220.00	\$5,220.00	Daikin Applied
Admin Chiller Architectural Services	Admin	F&E	12/29/2014	9150	\$4,070.00	\$4,070.00	\$4,070.00	Neville Architects
Chiller Replacement Project	Admin	F&E	7/31/2015	9150	\$8,230.00	\$8,230.00	\$8,230.00	Daikin Applied
Correction of prior period expense	Admin	F&E	12/31/2017	9150	(\$94,742.74)	(\$94,742.74)	(\$94,742.74)	Move exp to SCC 9165
Correction of prior period expense	Admin	F&E	12/31/2017	9150	(\$33,244.34)	(\$33,244.34)	(\$33,244.34)	Move exp to SCC 9167

OTHER

PROJECT December 31 2018	BUILDING	Land, Building Vehicles, F&E	CHECK DATE	SPECIAL COST CENTER	ESTIMATED COST	ACTUAL COST MTD	ACTUAL COST TO DATE	CONTRACTOR/ VENDOR
HS Fire Remediation	High School	Building	7/24/2018	9150	\$81,064.24	\$81,064.24	\$81,064.24	All Disaster Services
Facilities Assessment	Admin	Building	10/30/2018	9150	\$17.50	\$17.50	\$17.50	Van Auken Akins Architects LLC
LAN - Network Integration Project:								
vendor maintenance renewals (6)	Admin	F&E	1/31/2005		\$563.59	\$563.59	\$563.59	Data Processing Sciences
Network Support - Dec 04	District	F&E	1/31/2005		\$1,500.00	\$1,500.00	\$1,500.00	Information Systems Integration
Network Support - Jan 05 and Feb 05	District	F&E	2/17/2005		\$3,000.00	\$3,000.00	\$3,000.00	Information Systems Integration
Network Support - March 05	District	F&E	4/19/2005	9178	\$1,500.00	\$1,500.00	\$1,500.00	Information Systems Integration
Network Support - April 05	District	F&E	5/4/2005	9178	\$1,500.00	\$1,500.00	\$1,500.00	Information Systems Integration
Network Support - May 05	District	F&E	5/31/2005	9178	\$1,500.00	\$1,500.00	\$1,500.00	Information Systems Integration
Network Support - June 05	District	F&E	6/27/2005	9178	\$1,500.00	\$1,500.00	\$1,500.00	Information Systems Integration
Buses:								
71 passenger school buses (2)	District	Vehicles	5/23/2005	9163	\$117,020.00	\$117,020.00	\$117,020.00	Myers Equipment Corp
bus for special needs students	District	Vehicles	8/18/2005	9163	\$33,676.00	\$33,676.00	\$33,676.00	Transportation Equip Sales Corp
65 passenger school buses (2)	District	Vehicles	8/31/2005	9163	\$117,325.00	\$117,325.00	\$117,325.00	Myers Equipment Corp
principal & interest on 365 day loan	District	Vehicles	10/19/2005	9163	\$734,328.00	\$734,328.00	\$734,328.00	Fifth Third Bank
71 passenger school buses (2)	District	Vehicles	5/18/2006	9163	\$115,766.00	\$115,766.00	\$115,766.00	Myers Equipment Corp
71 passenger school bus	District	Vehicles	8/25/2006	9163	\$58,758.00	\$58,758.00	\$58,758.00	Myers Equipment Corp
principal & interest on 365 day loan	District	Vehicles	10/18/2006	9163	\$592,736.67	\$592,736.67	\$592,736.67	Huntington National Bank
71 passenger school buses (4)	District	Vehicles	10/31/2006	9163	\$242,892.00	\$242,892.00	\$242,892.00	Wise International Trucks
paying agent fee for bus loan	District	Vehicles	11/27/2006	9163	\$200.00	\$200.00	\$200.00	Huntington National Bank
transfer paying agent fee to Fund 002	District	Vehicles	12/31/2006	9163	(\$200.00)	(\$200.00)	(\$200.00)	Huntington National Bank
principal & interest on 365 day loan	District	Vehicles	10/18/2007	9163	\$592,736.67	\$592,736.67	\$592,736.67	Huntington National Bank
71 passenger school buses (3)	District	Vehicles	10/26/2007	9163	\$208,476.00	\$208,476.00	\$208,476.00	Power City Intn'l Trucks, Inc
65 passenger school buses (1)	District	Vehicles	4/25/2008	9163	\$70,432.60	\$70,432.60	\$70,432.60	Power City Intn'l Trucks, Inc
GPS Unit for buses	District	Vehicles	9/11/2008	9163	\$44,750.00	\$44,750.00	\$44,750.00	Education Logistics, Inc
GPS Units installed	District	Vehicles	9/24/2008	9163	\$26,034.50	\$26,034.50	\$26,034.50	Education Logistics, Inc
principal & interest on 365 day loan	District	Vehicles	10/18/2008	9163	\$518,198.33	\$518,198.33	\$518,198.33	Huntington National Bank
71 passenger school buses (4)	District	Vehicles	1/9/2009	9163	\$299,513.60	\$299,513.60	\$299,513.60	Power City Intn'l Trucks, Inc
Fleettracker software	District	Vehicles	8/14/2009	9163	\$2,024.00	\$2,024.00	\$2,024.00	Education Logistics
Fleettracker trainer travel exp	District	Vehicles	8/14/2009	9163	\$1,594.39	\$1,594.39	\$1,594.39	Education Logistics
Fleettracker training fees	District	Vehicles	8/14/2009	9163	\$2,550.00	\$2,550.00	\$2,550.00	Education Logistics
71 passenger school buses (8)	District	Vehicles	10/9/2009	9171	\$609,017.80	\$609,017.80	\$609,017.80	Power City Intn'l Trucks, Inc
principal & interest on 365 day loan	District	Vehicles	10/15/2009	9163	\$514,958.33	\$514,958.33	\$514,958.33	Huntington National Bank
principal & interest on 365 day loan	District	Vehicles	10/5/2010	9171	\$605,983.33	\$605,983.33	\$605,983.33	Huntington National Bank
School Buses (4)	District	Vehicles	9/23/2011	9171	\$316,868.00	\$316,868.00	\$316,868.00	Center City International
principal & interest on 365 day loan	District	Vehicles	10/4/2011	9171	\$605,983.33	\$605,983.33	\$605,983.33	Huntington National Bank
Interest on 2012 Bus Bonds	District	Vehicles	6/14/2013	9171	\$12,500.00	\$12,500.00	\$12,500.00	Bank of New York Mellon
Principal & interest on 2012 Bus Bonds	District	Vehicles	12/15/2013	9171	\$100,000.00	\$100,000.00	\$100,000.00	Bank of New York Mellon
2015 IC Bus	District	Vehicles	2/28/2014	9171	\$26,992.00	\$26,992.00	\$26,992.00	Interstate Billing Service
Interest on 2012 Bus Bonds	District	Vehicles	6/13/2014	9171	\$9,100.00	\$9,100.00	\$9,100.00	Bank of New York Mellon
Sale of Band Bus	District	Vehicles	7/11/2014	9171	(\$1,544.64)	(\$1,544.64)	(\$1,544.64)	Glean Ministries

OTHER

PROJECT December 31 2018	BUILDING	Land, Building Vehicles, F&E	CHECK DATE	SPECIAL COST CENTER	ESTIMATED COST	ACTUAL COST MTD	ACTUAL COST TO DATE	CONTRACTOR/ VENDOR
Principal & interest on 2012 Bus Bonds	District	Vehicles	12/15/2014	9171	\$104,100.00	\$104,100.00	\$104,100.00	Bank of New York Mellon
Interest on 2012 Bus Bonds	District	Vehicles	6/15/2015	9171	\$8,150.00	\$8,150.00	\$8,150.00	Bank of New York Mellon
School Buses (4)	District	Vehicles	11/13/2015	9171	\$357,187.00	\$357,187.00	\$357,187.00	Cardinal Bus Sales
Principal & interest on 2012 Bus Bonds	District	Vehicles	12/15/2015	9171	\$103,150.00	\$103,150.00	\$103,150.00	Bank of New York Mellon
Interest on 2012 Bus Bonds	District	Vehicles	6/15/2016	9171	\$7,200.00	\$7,200.00	\$7,200.00	Bank of New York Mellon
30 passenger bus w/ camera	District	Vehicles	8/25/2016	9171	\$50,739.00	\$50,739.00	\$50,739.00	Cardinal Bus Sales
Bus #2 Trade In	District	Vehicles	8/25/2016	9171	(\$2,150.00)	(\$2,150.00)	(\$2,150.00)	Cardinal Bus Sales
School Buses (3)	District	Vehicles	11/30/2016	9171	\$266,424.00	\$266,424.00	\$266,424.00	Interstate Billing Service
Bus Trade Ins	District	Vehicles	11/30/2016	9171	(\$9,100.00)	(\$9,100.00)	(\$9,100.00)	Interstate Billing Service
Principal & interest on 2012 Bus Bonds	District	Vehicles	12/15/2016	9171	\$102,200.00	\$102,200.00	\$102,200.00	Bank of New York Mellon
Interest on 2012 Bus Bonds	District	Vehicles	6/15/2017	9171	\$6,250.00	\$6,250.00	\$6,250.00	Bank of New York Mellon
Additional Trade-In-2 buses	District	Vehicles	11/28/2017	9171	(\$4,200.00)	(\$4,200.00)	(\$4,200.00)	Myers Equipment Corp
School Buses (3)	District	Vehicles	12/22/2017	9171	\$267,426.00	\$267,426.00	\$267,426.00	Myers Equipment Corp
Bus Trade Ins	District	Vehicles	12/22/2017	9171	(\$9,000.00)	(\$9,000.00)	(\$9,000.00)	Myers Equipment Corp
Principal & interest on 2012 Bus Bonds	District	Vehicles	12/15/2017	9171	\$106,250.00	\$106,250.00	\$106,250.00	Bank of New York Mellon
Interest on 2012 Bus Bonds	District	Vehicles	6/15/2018	9171	\$5,250.00	\$5,250.00	\$5,250.00	Bank of New York Mellon
Other Vehicles & Related Equip:								
Ford van T13	District	Vehicles	3/16/2005		\$23,632.09	\$23,632.09	\$23,632.09	Liberty Ford
Eurovent truck and bus exhaust sys	Bus Garage	Vehicles	4/19/2005	9150	\$20,950.00	\$20,950.00	\$20,950.00	Myers Tire Supply
landscaping machinery and equip	Maintenance	F&E	5/10/2005	9150	\$10,869.00	\$10,869.00	\$10,869.00	Century Equipment
two mowers	Maintenance	F&E	5/26/2005	9150	\$5,615.60	\$5,615.60	\$5,615.60	Marshall Equipment Company
dump Truck/Western Plow	Maintenance	Vehicles	6/9/2005	9150	\$33,049.33	\$33,049.33	\$33,049.33	Liberty Ford
super Z mower	Maintenance	F&E	6/30/2005	9150	\$7,918.40	\$7,918.40	\$7,918.40	Baker Vehicle Systems, Inc.
E-Z-Go Utility Vehicle (Athletics) T16	High School	Vehicles	6/30/2005	9150	\$7,002.00	\$7,002.00	\$7,002.00	Baker Vehicle Systems, Inc.
pick-up truck for maintenance dept	District	Vehicles	7/27/2005	9150	\$11,000.00	\$11,000.00	\$11,000.00	Liberty Ford
2002 Chevy Venture Van T4	District	Vehicles	8/31/2005	9150	\$11,900.00	\$11,900.00	\$11,900.00	Bass Chevrolet
2003 Chevy Venture Van	District	Vehicles	8/31/2005	9150	\$12,495.00	\$12,495.00	\$12,495.00	Bass Chevrolet
furnish & install plows on 3 trucks	Maintenance	F&E	12/9/2005	9150	\$8,375.00	\$8,375.00	\$8,375.00	Eshelman Enterprises Inc.
2004 Ford Ranger T11	Maintenance	Vehicles	9/8/2006	9150	\$16,834.50	\$16,834.50	\$16,834.50	Liberty Ford
2001 Ford F250 w/plow T9	Maintenance	Vehicles	9/8/2006	9150	\$13,500.00	\$13,500.00	\$13,500.00	Liberty Ford
2006 Ford F250 used van	District	Vehicles	10/9/2006	9150	\$18,000.00	\$18,000.00	\$18,000.00	Liberty Ford
2003 Ford Ranger T15	District	Vehicles	10/31/2006	9150	\$10,369.50	\$10,369.50	\$10,369.50	Liberty Ford
Steiner 4x4 tractor	District	Vehicles	11/17/2006	9150	\$6,000.00	\$6,000.00	\$6,000.00	Baker Vehicle Systems, Inc.
2006 Ford Focus	Admin	Vehicles	1/8/2007	9150	\$13,900.00	\$13,900.00	\$13,900.00	Liberty Ford
2004 Ford Pick-up Truck	Admin	Vehicles	4/20/2007	9150	\$19,325.50	\$19,325.50	\$19,325.50	Liberty Ford
2007 Ford F150	District	F&E	11/29/2007	9150	\$55,200.00	\$55,200.00	\$55,200.00	Valley Ford Truck Sales
2004 Ford Windstar Van	Admin	Vehicles	11/30/2007	9150	\$13,265.50	\$13,265.50	\$13,265.50	Liberty Ford
2006 Ford Focus T10	Admin	Vehicles	12/28/2007	9150	\$13,015.50	\$13,015.50	\$13,015.50	Liberty Ford
Yale Fork Truck	District	Vehicles	1/23/2008	9150	\$7,985.00	\$7,985.00	\$7,985.00	North Coast Lift Truck, Inc
Delivery	District	Vehicles	1/23/2008	9150	\$210.00	\$210.00	\$210.00	North Coast Lift Truck, Inc
Fix Battery	District	Vehicles	1/23/2008	9150	\$625.00	\$625.00	\$625.00	North Coast Lift Truck, Inc
Ford Focus	District	Vehicles	2/29/2008	9150	\$12,475.00	\$12,475.00	\$12,475.00	Liberty Ford
dump truck	District	Vehicles	2/22/2008	9150	\$3,500.00	\$3,500.00	\$3,500.00	Valley Ford Truck Sales

OTHER

PROJECT December 31 2018	BUILDING	Land, Building Vehicles, F&E	CHECK DATE	SPECIAL COST CENTER	ESTIMATED COST	ACTUAL COST MTD	ACTUAL COST TO DATE	CONTRACTOR/ VENDOR
Ford E150 T17	District	Vehicles	3/28/2008	9150	\$16,475.00	\$16,475.00	\$16,475.00	Liberty Ford
Ford E150	District	Vehicles	3/20/2008	9150	\$16,475.50	\$16,475.50	\$16,475.50	Liberty Ford
Ford E150	District	Vehicles	4/11/2008	9150	\$16,000.00	\$16,000.00	\$16,000.00	Liberty Ford
2005 Ford Focus T7	District	Vehicles	8/15/2008	9150	\$9,614.95	\$9,614.95	\$9,614.95	Liberty Ford
2005 Ford F150	District	Vehicles	8/8/2008	9150	\$14,425.50	\$14,425.50	\$14,425.50	Liberty Ford
2007 Ford Taurus	District	Vehicles	8/29/2008	9150	\$10,975.50	\$10,975.50	\$10,975.50	Liberty Ford
Multipurpose Tractor	District	Vehicles	8/29/2008	9150	\$16,272.50	\$16,272.50	\$16,272.50	Baker Vehicle Systems, Inc.
Multipurpose Tractor	District	Vehicles	9/11/2008	9150	\$455.00	\$455.00	\$455.00	Baker Vehicle Systems, Inc.
2006 Ford F250 T2	District	Vehicles	10/23/2008	9150	\$17,425.00	\$17,425.00	\$17,425.00	Liberty Ford
2004 Ford F-150 T5	District	Vehicles	11/26/2008	9150	\$11,020.50	\$11,020.50	\$11,020.50	Liberty Ford
Terex Front Loader	District	Vehicles	1/23/2009	9150	\$15,000.00	\$15,000.00	\$15,000.00	Falkenberg Excavating, Inc
2008 Ford F250	District	Vehicles	2/25/2009	9150	\$16,895.50	\$16,895.50	\$16,895.50	Liberty Ford
2003 Chevy Venture Van	District	Vehicles	5/8/2009	9150	\$9,875.47	\$9,875.47	\$9,875.47	Liberty Ford
2004 Ford Freestar T8	District	Vehicles	3/25/2010	9150	\$7,543.50	\$7,543.50	\$7,543.50	Liberty Ford
2008 Mercury Mariner T1	District	Vehicles	4/9/2010	9150	\$12,038.50	\$12,038.50	\$12,038.50	Liberty Ford
2008 Mercury Mariner Trade In T1	District	Vehicles	8/26/2010	9150	(\$15,000.00)	(\$15,000.00)	(\$15,000.00)	Liberty Ford
2007 Ford Focus T6	District	Vehicles	8/27/2010	9150	\$9,298.87	\$9,298.87	\$9,298.87	Liberty Ford
2003 Ford Truck T14	District	Vehicles	8/27/2010	9150	\$8,502.87	\$8,502.87	\$8,502.87	Liberty Ford
Lawn Mowers	District	Vehicles	8/13/2010	9150	\$43,850.54	\$43,850.54	\$43,850.54	Baker Vehicle Systems, Inc.
2010 Ford E150 Van	District	Vehicles	10/8/2010	9150	\$19,028.50	\$19,028.50	\$19,028.50	Liberty Ford
2007 Ford F150 T3	District	Vehicles	12/10/2010	9150	\$13,273.50	\$13,273.50	\$13,273.50	Liberty Ford
2006 Ford F250 Trade In T2	District	Vehicles	7/29/2011	9150	(\$13,500.00)	(\$13,500.00)	(\$13,500.00)	Liberty Ford
2008 Ford F250	District	Vehicles	7/29/2011	9150	\$25,023.50	\$25,023.50	\$25,023.50	Liberty Ford
2007 Ford F150 T3	District	Vehicles	9/8/2011	9150	(\$13,100.00)	(\$13,100.00)	(\$13,100.00)	Liberty Ford
2008 Ford F250	District	Vehicles	9/8/2011	9150	\$26,683.50	\$26,683.50	\$26,683.50	Liberty Ford
2002 Chevy Venture Van T4	District	Vehicles	1/5/2012	9150	(\$1,000.00)	(\$1,000.00)	(\$1,000.00)	Liberty Ford
2004 Mercury Monterey T12	District	Vehicles	1/5/2012	9150	\$11,551.50	\$11,551.50	\$11,551.50	Liberty Ford
2007 Ford E350 Van	District	Vehicles	6/14/2012	9150	\$20,283.50	\$20,283.50	\$20,283.50	Liberty Ford
1995 Ford E350 Van	District	Vehicles	6/14/2012	9150	(\$7,500.00)	(\$7,500.00)	(\$7,500.00)	Liberty Ford
2004 Ford F150 T5	District	Vehicles	6/14/2012	9150	(\$1,000.00)	(\$1,000.00)	(\$1,000.00)	Liberty Ford
2011 Toyota	District	Vehicles	8/9/2012	9150	\$23,771.50	\$23,771.50	\$23,771.50	Liberty Ford
2007 Ford Focus T6	District	Vehicles	8/9/2012	9150	(\$4,000.00)	(\$4,000.00)	(\$4,000.00)	Liberty Ford
2005 Ford Focus T7	District	Vehicles	8/9/2012	9150	(\$2,500.00)	(\$2,500.00)	(\$2,500.00)	Liberty Ford
2004 Ford Freestar T8	District	Vehicles	10/4/2012	9150	(\$2,500.00)	(\$2,500.00)	(\$2,500.00)	Liberty Ford
2001 Ford F250 T9	District	Vehicles	10/4/2012	9150	(\$4,500.00)	(\$4,500.00)	(\$4,500.00)	Liberty Ford
2008 Ford F250	District	Vehicles	10/4/2012	9150	\$24,583.00	\$24,583.00	\$24,583.00	Liberty Ford
Various Trade-Ins	District	Vehicles	8/22/2013	9150	(\$18,500.00)	(\$18,500.00)	(\$18,500.00)	Liberty Ford
2006 Ford Focus T10	District	Vehicles	8/22/2013	9150	(\$4,000.00)	(\$4,000.00)	(\$4,000.00)	Liberty Ford
2004 Ford Ranger T11	Maintenance	Vehicles	8/22/2013	9150	(\$4,000.00)	(\$4,000.00)	(\$4,000.00)	Liberty Ford
2008 Ford F350	District	Vehicles	8/22/2013	9150	\$32,273.50	\$32,273.50	\$32,273.50	Liberty Ford
2012 Dodge Grand Caravan	District	Vehicles	3/10/2014	9150	\$17,283.50	\$17,283.50	\$17,283.50	Ganley Dodge, Inc.
2004 Mercury Monterey T12	District	Vehicles	3/10/2014	9150	(\$2,783.50)	(\$2,783.50)	(\$2,783.50)	Ganley Dodge, Inc.
2011 Ford F250	District	Vehicles	11/13/2014	9150	\$30,220.50	\$30,220.50	\$30,220.50	Liberty Ford
2006 Ford Freestar T13	District	Vehicles	11/13/2014	9150	(\$1,000.00)	(\$1,000.00)	(\$1,000.00)	Liberty Ford
2003 Ford F250 T14	District	Vehicles	11/13/2014	9150	(\$9,000.00)	(\$9,000.00)	(\$9,000.00)	Liberty Ford

OTHER

PROJECT December 31 2018	BUILDING	Land, Building Vehicles, F&E	CHECK DATE	SPECIAL COST CENTER	ESTIMATED COST	ACTUAL COST MTD	ACTUAL COST TO DATE	CONTRACTOR/ VENDOR
2010 Ford F250	District	Vehicles	1/29/2015	9150	\$23,783.50	\$23,783.50	\$23,783.50	Liberty Ford
1999 Chevy Truck Trade-In	District	Vehicles	1/29/2015	9150	(\$5,000.00)	(\$5,000.00)	(\$5,000.00)	Liberty Ford
2011 Ford Ranger	District	Vehicles	4/30/2015	9150	\$21,183.50	\$21,183.50	\$21,183.50	Liberty Ford
EZ-Go Utility Vehicle	MS	Vehicles	11/19/2015	9150	\$3,500.00	\$3,500.00	\$3,500.00	Baker Vehicle Systems, Inc.
2003 Ford Ranger T15	District	Vehicles	4/14/2016	9150	(\$1,583.50)	(\$1,583.50)	(\$1,583.50)	Liberty Ford
2012 Ford Escape	District	Vehicles	4/14/2016	9150	\$14,583.50	\$14,583.50	\$14,583.50	Liberty Ford
EZ-Go Utility Vehicle-Trade In T16	High School	Vehicles	6/30/2016	9150	(\$804.00)	(\$804.00)	(\$804.00)	Baker Vehicle Systems, Inc.
Truckster Golf Cart	High School	Vehicles	6/30/2016	9150	\$8,104.00	\$8,104.00	\$8,104.00	Baker Vehicle Systems, Inc.
EZ-Go Golf Cart	District	Vehicles	7/31/2016	9150	\$7,424.00	\$7,424.00	\$7,424.00	Baker Vehicle Systems, Inc.
Ventrac 4227-Trade In	District	F&E	12/22/2016	9150	(\$2,500.00)	(\$2,500.00)	(\$2,500.00)	Baker Vehicle Systems, Inc.
Ventrac 4500 Tractor-Trade In	District	F&E	12/22/2016	9150	\$32,834.94	\$32,834.94	\$32,834.94	Baker Vehicle Systems, Inc.
New Holland Tractor Cab	District	F&E	2/9/2017	9150	\$7,405.00	\$7,405.00	\$7,405.00	Medina Tractor Sales
Year-end adjustment	District		6/30/2017	9314	\$24,647.33	\$24,647.33	\$24,647.33	Move exp from SCC9314
2005 Ford E150 Van T17	District	Vehicles	9/22/2017	9150	(\$3,000.00)	(\$3,000.00)	(\$3,000.00)	Liberty Ford
2015 Ford Transit	District	Vehicles	9/22/2017	9150	\$30,273.50	\$30,273.50	\$30,273.50	Liberty Ford
Planetarium Project:								
Planetarium Projection System	High School	F&E	5/2/2013	9150	\$59,000.00	\$59,000.00	\$59,000.00	Spitz, Inc.
Planetarium Projection System	High School	F&E	6/27/2013	9150	\$31,300.00	\$31,300.00	\$31,300.00	Spitz, Inc.
Planetarium Projection System	High School	F&E	4/30/2014	9150	(\$4,555.00)	(\$4,555.00)	(\$4,555.00)	Corr. Posting-To 004-9164
PTO Technology:								
Elmo Camera	Lomond	F&E	5/8/2009	9169	\$636.00	\$636.00	\$636.00	Cousin's Video
Computer equipment	Boulevard	F&E	7/24/2009	9169	\$10,861.00	\$10,861.00	\$10,861.00	Smart Ed Services
Computer equipment	Woodbury	F&E	6/30/2010	9169	\$950.32	\$950.32	\$950.32	Easy Graphics and MCPc
Computer equipment	Boulevard	F&E	10/27/2010	9169	\$6,534.60	\$6,534.60	\$6,534.60	Easy Graphics and MCPc
Computer equipment	Woodbury	F&E	8/30/2011	9169	\$25,000.00	\$25,000.00	\$25,000.00	Smart Ed Services
Sound System	Mercer	F&E	1/31/2012	9169	\$4,500.00	\$4,500.00	\$4,500.00	Soundcom Systems
Document Camera	Boulevard	F&E	4/30/2014	9169	\$6,998.00	\$6,998.00	\$6,998.00	Corr. Posting-From FD 001 Tech
Chromebooks	Middle School	F&E	6/30/2016	9169	\$14,520.00	\$14,520.00	\$14,520.00	CDI Computer Dealers Inc
HP LasetJet Printer	Middle School	F&E	1/10/2017	9169	\$224.99	\$224.99	\$224.99	American Express-Amazon
Chromebooks	Middle School	F&E	1/26/2017	9169	\$6,630.00	\$6,630.00	\$6,630.00	CDI Computer Dealers Inc
Computer Charging Station	Middle School	F&E	1/31/2017	9169	\$889.65	\$889.65	\$889.65	School Outfitters
Smartboard	Middle School	F&E	3/16/2017	9169	\$1,808.00	\$1,808.00	\$1,808.00	Tierney Brothers, Inc
Chromebooks	Middle School	F&E	4/7/2017	9169	(\$7,520.00)	(\$7,520.00)	(\$7,520.00)	CDI Computer Dealers Inc
Zing Laser Cutter	Middle School	F&E	6/29/2017	9169	\$947.36	\$947.36	\$947.36	Buckeye Educational Systems
Video Card	Middle School	F&E	2/10/2019	9169	\$630.94	\$630.94	\$630.94	Micro Center
Projector	Middle School	F&E	2/10/2019	9169	\$521.70	\$521.70	\$521.70	CDW Government
Tech Supplies	District	F&E	3/10/2019	9169	\$36.93	\$36.93	\$36.93	Ace Hardware
Tech Supplies	District	F&E	3/10/2019	9169	\$249.72	\$249.72	\$249.72	Home Depot
Tech Supplies	District	F&E	3/10/2019	9169	\$101.70	\$101.70	\$101.70	Amazon
Tech Supplies	District	F&E	3/10/2019	9169	\$189.99	\$189.99	\$189.99	Amazon
Tech Supplies	District	F&E	3/10/2019	9169	\$16.99	\$16.99	\$16.99	Microcenter

OTHER

PROJECT December 31 2018	BUILDING	Land, Building Vehicles, F&E	CHECK DATE	SPECIAL COST CENTER	ESTIMATED COST	ACTUAL COST MTD	ACTUAL COST TO DATE	CONTRACTOR/ VENDOR
Tech Supplies	District	F&E	3/10/2019	9169	\$19.99	\$19.99	\$19.99	Play N Trade
Cable Supplies	Middle School	F&E	4/10/2019	9169	\$5.98	\$5.98	\$5.98	Amazon
Robotics Supplies	Middle School	F&E	4/10/2019	9169	\$582.26	\$582.26	\$582.26	CustomInk
Robotics Supplies	Middle School	F&E	5/10/2019	9169	\$610.69	\$610.69	\$610.69	CustomInk
Robotics Equipment	Middle School	F&E	6/10/2019	9169	\$1,876.05	\$1,876.05	\$1,876.05	Home Depot
Robotics Equipment	Middle School	F&E	11/30/2021	9169	\$2,475.60	\$2,475.60	\$2,475.60	Amazon
PTO Projects:								
Maps and Signage	District	F&E	12/7/2009	9170	\$1,890.00	\$1,890.00	\$1,890.00	Carrollgraphics
Signage	District	F&E	12/9/2009	9170	\$447.00	\$447.00	\$447.00	Carrollgraphics
Onaway Pavers	Onaway	Building	6/30/2010	9170	\$1,500.00	\$1,500.00	\$1,500.00	
MS Microwave	Middle School	F&E	4/30/2012	9170	\$91.74	\$91.74	\$91.74	Staples
Personalized Learning Center:								
Professional Services-Code Study	PLC	Building	7/31/2014	9316	\$5,200.00	\$5,200.00	\$5,200.00	Neville Architects
Window Blinds	PLC	F&E	8/28/2014	9316	\$2,347.92	\$2,347.92	\$2,347.92	Rochelle Platt Window Treatments
Network Design/Implementation	PLC	F&E	8/28/2014	9316	\$3,332.00	\$3,332.00	\$3,332.00	I/S Integration Specialists
Electrical Outlets	PLC	F&E	8/28/2014	9316	\$2,700.00	\$2,700.00	\$2,700.00	Hidden Valley Electric Inc
Painting	PLC	F&E	8/22/2014	9316	\$7,500.00	\$7,500.00	\$7,500.00	Quality Care Painting
Monthly Internet Access	PLC	F&E	8/18/2014	9316	\$565.00	\$565.00	\$565.00	Time Warner
Take down and disposal of partitions	PLC	F&E	8/22/2014	9316	\$880.00	\$880.00	\$880.00	J.C. Sharp Corp.
Monthly Internet Access	PLC	F&E	9/12/2014	9316	\$476.83	\$476.83	\$476.83	Time Warner
Electrical Outlets	PLC	F&E	9/16/2014	9316	\$1,600.00	\$1,600.00	\$1,600.00	Hidden Valley Electric Inc
Ceiling and ceiling tiles	PLC	F&E	9/16/2014	9316	\$1,268.00	\$1,268.00	\$1,268.00	D&J Structural Contracting
Monthly Internet Access	PLC	F&E	10/22/2014	9316	\$450.00	\$450.00	\$450.00	Time Warner
Fire Alarm System	PLC	F&E	10/16/2014	9316	\$2,920.00	\$2,920.00	\$2,920.00	Continental Fire & Security
Emergency Lighting	PLC	F&E	10/23/2014	9316	\$2,125.00	\$2,125.00	\$2,125.00	Hidden Valley Electric Inc
Carpet Tiles	PLC	F&E	11/13/2014	9316	\$9,280.50	\$9,280.50	\$9,280.50	The Floor Show, Calvetta Bros.
Doors	PLC	F&E	11/13/2014	9316	\$18,292.00	\$18,292.00	\$18,292.00	Midland Hardware
Monthly Internet Access	PLC	F&E	11/20/2014	9316	\$450.00	\$450.00	\$450.00	Time Warner
Monthly Internet Access	PLC	F&E	12/12/2014	9316	\$450.00	\$450.00	\$450.00	Time Warner
Monthly Internet Access	PLC	F&E	1/20/2015	9316	\$450.00	\$450.00	\$450.00	Time Warner
Monthly Internet Access	PLC	F&E	2/17/2015	9316	\$450.00	\$450.00	\$450.00	Time Warner
Surveillance Equipment	PLC	F&E	3/16/2015	9316	\$7,200.00	\$7,200.00	\$7,200.00	21st Century Alarm/Data
Emergency Lighting Installation	PLC	F&E	3/16/2015	9316	\$2,450.00	\$2,450.00	\$2,450.00	Hidden Valley Electric Inc
Fire Prevention System	PLC	F&E	4/9/2015	9316	\$10,000.00	\$10,000.00	\$10,000.00	Breck's Plumbing Services
Fire Exit Devices	PLC	F&E	4/30/2015	9316	\$2,754.89	\$2,754.89	\$2,754.89	Midland Hardware
Fire Prevention System	PLC	F&E	5/15/2015	9316	\$7,540.00	\$7,540.00	\$7,540.00	Breck's Plumbing Services
Duct Work Installation	PLC	F&E	5/21/2015	9316	\$5,150.00	\$5,150.00	\$5,150.00	Air-Temp Mechanical, Inc
Cable infrastructure and equipment	PLC	F&E	5/31/2015	9316	\$10,539.09	\$10,539.09	\$10,539.09	Cable Communications
Desktop Computers	PLC	F&E	5/31/2015	9316	\$3,858.35	\$3,858.35	\$3,858.35	Chicago Micro
Architectural Services	PLC	F&E	5/31/2015	9316	\$15,556.75	\$15,556.75	\$15,556.75	Neville Architects
Architectural Services	PLC	F&E	5/31/2015	9316	\$20,439.60	\$20,439.60	\$20,439.60	Neville Architects
Overage on furniture	PLC	F&E	5/31/2015	9316	\$2,343.91	\$2,343.91	\$2,343.91	Various

OTHER

PROJECT December 31 2018	BUILDING	Land, Building Vehicles, F&E	CHECK DATE	SPECIAL COST CENTER	ESTIMATED COST	ACTUAL COST MTD	ACTUAL COST TO DATE	CONTRACTOR/ VENDOR
Drywall, ceiling, bathroom and tile repairs	PLC	F&E	9/30/2015	9316	\$17,667.00	\$17,667.00	\$17,667.00	D&J Structural Contracting
Architectural Services	PLC	F&E	9/30/2015	9316	\$1,647.50	\$1,647.50	\$1,647.50	Neville Architects
Auditorium Equipment	PLC	F&E	10/29/2015	9316	\$7,494.93	\$7,494.93	\$7,494.93	Tierney Brothers, Inc
Fire Alarm System	PLC	F&E	10/30/2015	9316	\$2,414.00	\$2,414.00	\$2,414.00	Continental Fire & Security
Office Max & OMSP Receipt								
Woodbury Clock Tower								
Cupola Repair	WO	Building	9/30/2015	9314	\$42,896.42	\$42,896.42	\$42,896.42	Precision Environmental
Project Admin/Safety Assessment	WO	Building	9/30/2015	9314	\$4,009.10	\$4,009.10	\$4,009.10	Van Auken Akins Architects
Clock Tower Repair	WO	Building	1/21/2016	9314	\$6,319.51	\$6,319.51	\$6,319.51	Van Auken Akins Architects
Clock Tower Repair	WO	Building	2/18/2016	9314	\$14,407.34	\$14,407.34	\$14,407.34	Van Auken Akins Architects
Clock Tower Repair	WO	Building	3/17/2016	9314	\$2,737.35	\$2,737.35	\$2,737.35	Van Auken Akins Architects
Clock Tower Repair	WO	Building	4/14/2016	9314	\$1,162.70	\$1,162.70	\$1,162.70	Van Auken Akins Architects
Clock Tower Repair	WO	Building	5/19/2016	9314	\$5,320.00	\$5,320.00	\$5,320.00	Van Auken Akins Architects
Clock Tower Repair	WO	Building	5/31/2016	9314	\$43,749.73	\$43,749.73	\$43,749.73	Envirocom Construction, Inc.
Clock Tower Repair	WO	Building	6/20/2016	9314	\$209.42	\$209.42	\$209.42	Van Auken Akins Architects
Clock Tower Repair	WO	Building	7/31/2016	9314	\$1,315.36	\$1,315.36	\$1,315.36	Professional Service Industries, Inc
Clock Tower Repair	WO	Building	7/21/2016	9314	\$155,620.67	\$155,620.67	\$155,620.67	Envirocom Construction, Inc.
Clock Tower Repair	WO	Building	8/24/2016	9314	\$128,403.75	\$128,403.75	\$128,403.75	Envirocom Construction, Inc.
Woodbury Pavers	WO	Land	8/25/2016	9314	\$9,250.00	\$9,250.00	\$9,250.00	Romanin Concrete, Inc.
Brick display for Woodbury bell	WO	F&E	9/15/2016	9314	\$3,432.56	\$3,432.56	\$3,432.56	Licursi Garden Center, Inc.
Bronze Plaque	WO	F&E	9/30/2016	9314	\$1,128.75	\$1,128.75	\$1,128.75	Gino's Awards
Foam Boards	WO	F&E	9/30/2016	9314	\$11.62	\$11.62	\$11.62	ARC Document Solutions
Rigging Service-Relocate bell	WO	F&E	9/29/2016	9314	\$3,500.00	\$3,500.00	\$3,500.00	Shippers Highway Express, Inc.
Structural Steel Inspection	WO	F&E	9/22/2016	9314	\$723.00	\$723.00	\$723.00	Professional Service Industries, Inc
New Brick Pedestal	WO	F&E	9/15/2016	9314	\$4,925.00	\$4,925.00	\$4,925.00	R. Chapman Masonry & Const.
Clock Tower Repair	WO	F&E	10/28/2016	9314	\$78,415.63	\$78,415.63	\$78,415.63	Envirocom Construction, Inc.
Clock Tower Gutter Replacement	WO	F&E	11/30/2016	9314	\$4,613.83	\$4,613.83	\$4,613.83	Envirocom Construction, Inc.
Clock Tower Repair	WO	F&E	11/10/2016	9314	\$3,715.00	\$3,715.00	\$3,715.00	Van Auken Akins Architects
Clock Tower Repair	WO	F&E	12/10/2016	9314	\$1,445.20	\$1,445.20	\$1,445.20	Professional Service Industries, Inc
Clock Tower Repair	WO	F&E	12/22/2016	9314	\$9,495.70	\$9,495.70	\$9,495.70	Van Auken Akins Architects
Clock Tower Repair	WO	F&E	1/18/2017	9314	\$15,560.00	\$15,560.00	\$15,560.00	Envirocom Construction, Inc.
Parking Lot & Tennis Courts								
Tennis Court Improvements	District	Land	9/30/2015	9314	\$10,501.10	\$10,501.10	\$10,501.10	Van Auken Akins Architects
Adminstration Parking Lot	District	Land	9/30/2015	9314	\$9,900.00	\$9,900.00	\$9,900.00	Van Auken Akins Architects
Parking Lot & Tennis Court Repair	District	Land	12/17/2015	9314	\$1,356.31	\$1,356.31	\$1,356.31	Van Auken Akins Architects
Parking Lot & Tennis Court Repair	District	Land	1/14/2016	9314	\$3,800.00	\$3,800.00	\$3,800.00	Van Auken Akins Architects
Parking Lot & Tennis Court Repair	District	Land	1/31/2016	9314	\$2,550.00	\$2,550.00	\$2,550.00	Van Auken Akins Architects
Parking Lot & Tennis Court Repair	District	Land	1/31/2016	9314	\$3,476.85	\$3,476.85	\$3,476.85	Van Auken Akins Architects
Parking Lot & Tennis Court Repair	District	Land	2/29/2016	9314	\$850.00	\$850.00	\$850.00	Van Auken Akins Architects
Parking Lot & Tennis Court Repair	District	Land	3/17/2016	9315	\$2,550.88	\$2,550.88	\$2,550.88	Van Auken Akins Architects
Parking Lot & Tennis Court Repair	District	Land	4/14/2016	9315	\$761.25	\$761.25	\$761.25	Van Auken Akins Architects
Parking Lot & Tennis Court Repair	District	Land	5/26/2016	9314	\$24,750.00	\$24,750.00	\$24,750.00	Perrin Asphalt Company, Inc.

OTHER

PROJECT December 31 2018	BUILDING	Land, Building Vehicles, F&E	CHECK DATE	SPECIAL COST CENTER	ESTIMATED COST	ACTUAL COST MTD	ACTUAL COST TO DATE	CONTRACTOR/ VENDOR
Parking Lot & Tennis Court Repair	District	Land	6/20/2016	9314	\$851.91	\$851.91	\$851.91	Van Auken Akins Architects
Parking Lot & Tennis Court Repair	District	Land	6/30/2016	9314	\$759.35	\$759.35	\$759.35	Van Auken Akins Architects
Parking Lot & Tennis Court Repair	District	Land	7/10/2016	9314	\$479.50	\$479.50	\$479.50	Professional Service Industries, Inc
Parking Lot & Tennis Court Repair	District	Land	7/31/2016	9314	\$127,905.71	\$127,905.71	\$127,905.71	Perrin Asphalt Company, Inc.
Parking Lot Landscaping	District	Land	7/31/2016	9314	\$7,554.00	\$7,554.00	\$7,554.00	Bordonaros Landscaping Co.
Tennis Courts Drinking Fountain	HS	Land	7/26/2016	9314	\$3,383.34	\$3,383.34	\$3,383.34	The Cleveland Plumbing Supply Co
Parking Lot & Tennis Court Repair	District	Land	8/11/2016	9314	\$340,650.00	\$340,650.00	\$340,650.00	Perrin Asphalt Company, Inc.
Parking Lot & Tennis Court Repair	District	Land	10/20/2016	9314	\$102,654.00	\$102,654.00	\$102,654.00	Perrin Asphalt Company, Inc.
Void prior FY Check #136725	District	Land	11/10/2016	9314	(\$850.00)	(\$850.00)	(\$850.00)	Van Auken Akins Architects
Parking Lot & Tennis Court Repair	District	Land	11/10/2016	9314	\$1,240.12	\$1,240.12	\$1,240.12	Van Auken Akins Architects
Parking Lot & Tennis Court Repair	District	Land	11/17/2016	9314	\$4,528.22	\$4,528.22	\$4,528.22	Van Auken Akins Architects
Parking Lot & Tennis Court Repair	District	Land	12/10/2016	9314	\$8,496.50	\$8,496.50	\$8,496.50	Professional Service Industries, Inc
Parking Lot & Tennis Court Repair	District	Land	1/12/2017	9314	\$1,326.00	\$1,326.00	\$1,326.00	Van Auken Akins Architects
Tennis Court Improvements	District	F&E	1/19/2017	9314	\$2,122.42	\$2,122.42	\$2,122.42	Oncourt Offcourt, LTD
Parking Lot & Tennis Court Repair	District	F&E	3/16/2017	9314	\$324.99	\$324.99	\$324.99	Van Auken Akins Architects
Parking Lot & Tennis Court Repair	District	F&E	9/19/2017	9314	\$64,897.75	\$64,897.75	\$64,897.75	Perrin Asphalt Company, Inc.
Assessment & Master Planning								
Assessment & Master Planning	District	Building	1/14/2016	9314	\$28,125.20	\$28,125.20	\$28,125.20	Van Auken Akins Architects
Assessment & Master Planning	District	Building	1/28/2016	9314	\$78,264.17	\$78,264.17	\$78,264.17	Van Auken Akins Architects
Assessment & Master Planning	District	Building	2/18/2016	9314	\$4,282.09	\$4,282.09	\$4,282.09	Van Auken Akins Architects
Assessment & Master Planning	District	Building	3/17/2016	9314	\$18,376.19	\$18,376.19	\$18,376.19	Van Auken Akins Architects
Assessment & Master Planning	District	Building	4/14/2016	9314	\$11,298.00	\$11,298.00	\$11,298.00	Van Auken Akins Architects
Assessment & Master Planning	District	Building	5/19/2016	9314	\$8,282.50	\$8,282.50	\$8,282.50	Van Auken Akins Architects
Assessment & Master Planning	District	Building	6/20/2016	9314	\$1,506.32	\$1,506.32	\$1,506.32	Van Auken Akins Architects
Assessment & Master Planning	District	Building	6/30/2016	9314	\$1,591.00	\$1,591.00	\$1,591.00	Van Auken Akins Architects
Middle School Site Analysis								
Middle School Boundary Survey	District	Building	8/25/2016	9314	\$9,500.00	\$9,500.00	\$9,500.00	Dempsey Surveying Co.
Middle School Site Analysis	District	Building	9/15/2016	9314	\$10,125.00	\$10,125.00	\$10,125.00	Van Auken Akins Architects
Middle School Site Analysis	District	Building	9/22/2016	9314	\$3,402.50	\$3,402.50	\$3,402.50	Van Auken Akins Architects
Onaway Parking Lot								
Onaway Parking Lot	ON	Land	9/30/2015	9314	\$9,900.00	\$9,900.00	\$9,900.00	Van Auken Akins Architects
Onaway Parking Lot	ON	Land	12/17/2015	9314	\$412.50	\$412.50	\$412.50	Van Auken Akins Architects
Onaway Parking Lot	ON	Land	1/14/2016	9314	\$3,800.00	\$3,800.00	\$3,800.00	Van Auken Akins Architects
Onaway Parking Lot	ON	Land	1/31/2016	9314	\$1,237.50	\$1,237.50	\$1,237.50	Van Auken Akins Architects
Onaway Parking Lot	ON	Land	1/31/2016	9314	\$1,650.00	\$1,650.00	\$1,650.00	Van Auken Akins Architects
Onaway Parking Lot	ON	Land	2/29/2016	9314	\$412.50	\$412.50	\$412.50	Van Auken Akins Architects
Onaway Parking Lot	ON	Land	3/17/2016	9314	\$1,237.50	\$1,237.50	\$1,237.50	Van Auken Akins Architects
Onaway Parking Lot	ON	Land	4/14/2016	9314	\$330.00	\$330.00	\$330.00	Van Auken Akins Architects
Onaway Parking Lot	ON	Land	6/20/2016	9314	\$330.00	\$330.00	\$330.00	Van Auken Akins Architects
Onaway Parking Lot	ON	Land	6/30/2016	9314	\$330.00	\$330.00	\$330.00	Van Auken Akins Architects
Void prior FY Check #136725	ON	Land	11/10/2016	9314	(\$412.50)	(\$412.50)	(\$412.50)	Van Auken Akins Architects
Onaway Parking Lot	ON	Land	11/10/2016	9314	\$412.50	\$412.50	\$412.50	Van Auken Akins Architects

OTHER

PROJECT December 31 2018	BUILDING	Land, Building Vehicles, F&E	CHECK DATE	SPECIAL COST CENTER	ESTIMATED COST	ACTUAL COST MTD	ACTUAL COST TO DATE	CONTRACTOR/ VENDOR
Onaway Parking Lot	ON	Land	11/17/2016	9314	(\$660.00)	(\$660.00)	(\$660.00)	Van Auken Akins Architects
High School South Parking Lot								
High School South Parking Lot	HS	Land	1/31/2016	9314	\$1,331.25	\$1,331.25	\$1,331.25	Van Auken Akins Architects
High School South Parking Lot	HS	Land	1/31/2016	9314	\$1,775.00	\$1,775.00	\$1,775.00	Van Auken Akins Architects
High School South Parking Lot	HS	Land	2/29/2016	9314	\$443.75	\$443.75	\$443.75	Van Auken Akins Architects
High School South Parking Lot	HS	Land	3/17/2016	9314	\$1,331.25	\$1,331.25	\$1,331.25	Van Auken Akins Architects
High School South Parking Lot	HS	Land	4/14/2016	9314	\$355.00	\$355.00	\$355.00	Van Auken Akins Architects
High School South Parking Lot	HS	Land	6/20/2016	9314	\$355.00	\$355.00	\$355.00	Van Auken Akins Architects
High School South Parking Lot	HS	Land	6/30/2016	9314	\$355.00	\$355.00	\$355.00	Van Auken Akins Architects
High School South Parking Lot	HS	Land	9/30/2015	9314	\$10,650.00	\$10,650.00	\$10,650.00	Van Auken Akins Architects
Void prior FY Check #136725	HS	Land	11/10/2016	9314	(\$443.75)	(\$443.75)	(\$443.75)	Van Auken Akins Architects
High School South Parking Lot	HS	Land	11/10/2016	9314	\$443.75	\$443.75	\$443.75	Van Auken Akins Architects
High School South Parking Lot	HS	Land	11/17/2016	9314	(\$710.00)	(\$710.00)	(\$710.00)	Van Auken Akins Architects
Middle School Design Labs	MS	F&E	9/30/2015	9314	\$7,500.00	\$7,500.00	\$7,500.00	Van Auken Akins Architects
Year-end adjustment	District		6/30/2017	9314	(\$24,647.33)	(\$24,647.33)	(\$24,647.33)	Move exp to SCC9150
Fernway Fire								
Fernway Fire Remediation	Fernway	Building	7/31/2018	9620	\$250,000.00	\$250,000.00	\$250,000.00	All Disaster Services
Fernway Fire Remediation	Fernway	Building	8/8/2018	9620	\$250,000.00	\$250,000.00	\$250,000.00	All Disaster Services
Fernway Fire Remediation	Fernway	Building	8/14/2018	9620	\$200,000.00	\$200,000.00	\$200,000.00	All Disaster Services
Fernway Fire Remediation	Fernway	Building	8/24/2018	9620	\$200,000.00	\$200,000.00	\$200,000.00	All Disaster Services
Fernway Parking Lot emergency Services	Fernway	Building	9/14/2018	9620	\$10,000.00	\$10,000.00	\$10,000.00	Van Auken Akins Architects
Fernway Parking Lot emergency Services	Fernway	Building	9/30/2018	9620	\$45.25	\$45.25	\$45.25	Van Auken Akins Architects
Fernway Fire Remediation	Fernway	Building	9/12/2018	9620	\$360,000.00	\$360,000.00	\$360,000.00	All Disaster Services
Fernway Fire Remediation	Fernway	Building	9/24/2018	9620	\$200,000.00	\$200,000.00	\$200,000.00	All Disaster Services
Fernway Fire Enhancements	Fernway	Building	10/30/2018	9620	\$20,781.25	\$20,781.25	\$20,781.25	Van Auken Akins Architects
Fernway Fire Renovation	Fernway	Building	10/30/2018	9620	\$61,592.13	\$61,592.13	\$61,592.13	Van Auken Akins Architects
Fernway Fire Remediation	Fernway	Building	10/19/2018	9620	\$25,000.00	\$25,000.00	\$25,000.00	All Disaster Services
Fernway Fire Renovation	Fernway	Building	11/12/2018	9620	\$51,521.34	\$51,521.34	\$51,521.34	Van Auken Akins Architects
Fernway Fire Remediation	Fernway	Building	11/15/2018	9620	\$100,000.00	\$100,000.00	\$100,000.00	NBD International, Inc.
Fernway Fire Remediation	Fernway	Building	12/7/2018	9620	\$18,465.00	\$18,465.00	\$18,465.00	Squire Legal expense
Fernway Fire Remediation	Fernway	Building	12/21/2018	9620	\$64,928.50	\$64,928.50	\$64,928.50	Van Auken Akins Architects
Fernway Fire Remediation	Fernway	Building	12/12/2018	9620	\$200,000.00	\$200,000.00	\$200,000.00	All Disaster Services
Fernway Fire Remediation	Fernway	Building	1/3/2019	9620	\$319,054.00	\$319,054.00	\$319,054.00	All Disaster Services
Fernway Fire Remediation	Fernway	Building	1/17/2019	9620	\$70,401.84	\$70,401.84	\$70,401.84	MDCB, LLC
Fernway Fire Remediation	Fernway	Building	1/17/2019	9620	\$46,458.75	\$46,458.75	\$46,458.75	NBD International, Inc.
Fernway Fire Renovation	Fernway	Building	1/17/2019	9620	\$112,632.66	\$112,632.66	\$112,632.66	Van Auken Akins Architects
Fernway Fire Renovation	Fernway	Building	2/4/2019	9620	\$329,023.57	\$329,023.57	\$329,023.57	Gilbane Building Company
Fernway Fire Renovation	Fernway	Building	2/11/2019	9620	\$368,756.90	\$368,756.90	\$368,756.90	Gilbane Building Company
Fernway Fire Renovation	Fernway	Building	2/21/2019	9620	\$111,472.68	\$111,472.68	\$111,472.68	Van Auken Akins Architects
Fernway Fire Renovation	Fernway	Building	3/1/2019	9620	\$387,059.10	\$387,059.10	\$387,059.10	Gilbane Building Company
Fernway Fire Renovation	Fernway	Building	3/26/2019	9620	\$162,951.54	\$162,951.54	\$162,951.54	Gilbane Building Company

OTHER

PROJECT December 31 2018	BUILDING	Land, Building Vehicles, F&E	CHECK DATE	SPECIAL COST CENTER	ESTIMATED COST	ACTUAL COST MTD	ACTUAL COST TO DATE	CONTRACTOR/ VENDOR
Fernway Fire Enhancements	Fernway	Building	3/26/2019	9620	\$146,546.81	\$146,546.81	\$146,546.81	Van Auken Akins Architects
Project Management Services	Fernway	Building	3/27/2019	9620	\$2,970.00	\$2,970.00	\$2,970.00	Cleora Management
Project Management Services	Fernway	Building	3/28/2019	9620	\$7,640.72	\$7,640.72	\$7,640.72	Cleora Management
Fernway Building Enhancements	Fernway	Building	4/11/2019	9620	\$9,800.00	\$9,800.00	\$9,800.00	Van Auken Akins Architects
Fernway Building Renovation	Fernway	Building	4/23/2019	9620	\$76,632.55	\$76,632.55	\$76,632.55	Van Auken Akins Architects
Fernway Building Enhancements	Fernway	Building	4/23/2019	9620	\$57,311.36	\$57,311.36	\$57,311.36	Van Auken Akins Architects
Fernway Building Renovation	Fernway	Building	4/23/2019	9620	\$204,171.54	\$204,171.54	\$204,171.54	Gilbane Building Company
Project Management Services	Fernway	Building	5/13/2019	9620	\$2,624.58	\$2,624.58	\$2,624.58	Cleora Management
Project Management Services	Fernway	Building	5/22/2019	9620	\$3,264.61	\$3,264.61	\$3,264.61	Cleora Management
Fernway Building Enhancements	Fernway	Building	5/15/2019	9620	\$76,993.50	\$76,993.50	\$76,993.50	Van Auken Akins Architects
Oversight and Remediation	Fernway	Building	5/22/2019	9620	\$7,085.00	\$7,085.00	\$7,085.00	Electro-Analytical, Inc
Fernway Building Enhancements	Fernway	Building	6/30/2019	9620	\$26,011.88	\$26,011.88	\$26,011.88	Van Auken Akins Architects
Fernway Building Renovation	Fernway	Building	6/30/2019	9620	\$40,902.98	\$40,902.98	\$40,902.98	Van Auken Akins Architects
Fernway Building Enhancements	Fernway	Building	6/30/2019	9620	\$9.28	\$9.28	\$9.28	Van Auken Akins Architects
Fernway Building Renovation	Fernway	Building	6/10/2019	9620	\$105,098.38	\$105,098.38	\$105,098.38	Gilbane Building Company
Fernway Abatement Oversight	Fernway	Building	6/12/2019	9620	\$41,536.25	\$41,536.25	\$41,536.25	Electro-Analytical, Inc
FE Park/Playground Recording Costs	Fernway	F&E	6/20/2019	9620	\$315.50	\$315.50	\$315.50	Chicago Title Insurance Co
Project Management Services	Fernway	Building	7/3/2019	9620	\$8,273.34	\$8,273.34	\$8,273.34	Cleora Management
Fernway Fire Renovation	Fernway	Building	7/18/2019	9620	\$168,282.78	\$168,282.78	\$168,282.78	Gilbane Building Company
Permit for Remodel & Addition	Fernway	Building	7/24/2019	9620	\$41,167.91	\$41,167.91	\$41,167.91	City of Shaker Heights
Fernway Fire Renovation	Fernway	Building	7/25/2019	9620	\$674,792.29	\$674,792.29	\$674,792.29	Gilbane Building Company
Professional Design Services	Fernway	Building	7/31/2019	9620	\$171,509.13	\$171,509.13	\$171,509.13	Van Auken Akins Architects LLC
Fernway Building Enhancements	Fernway	Building	8/23/2019	9620	\$27.84	\$27.84	\$27.84	Van Auken Akins Architects LLC
Fernway Building Renovation	Fernway	Building	8/23/2019	9620	\$39,080.35	\$39,080.35	\$39,080.35	Van Auken Akins Architects LLC
Fernway Building Enhancements	Fernway	Building	8/30/2019	9620	\$1,600.86	\$1,600.86	\$1,600.86	Van Auken Akins Architects LLC
Fernway Building Renovation	Fernway	Building	8/30/2019	9620	\$26,730.20	\$26,730.20	\$26,730.20	Van Auken Akins Architects LLC
Fernway Building Enhancements	Fernway	Building	8/30/2019	9620	\$9,577.24	\$9,577.24	\$9,577.24	Van Auken Akins Architects LLC
Fernway Building Renovation	Fernway	Building	8/30/2019	9620	\$3,586.00	\$3,586.00	\$3,586.00	Cleora Management
Fernway Building Renovation	Fernway	Building	8/30/2019	9620	\$1,389,695.15	\$1,389,695.15	\$1,389,695.15	Gilbane Building Company
Temporary Electrical Services Installation	Fernway	Building	9/20/2019	9620	\$9,815.97	\$9,815.97	\$9,815.97	Illuminating Co.
Permanent Electrical Services Installation	Fernway	Building	9/30/2019	9620	\$12,228.56	\$12,228.56	\$12,228.56	Illuminating Co.
Fernway Building Enhancements	Fernway	Building	9/30/2019	9620	\$15,416.04	\$15,416.04	\$15,416.04	Van Auken Akins Architects LLC
Construction projects Adjustment	District	Building	9/30/2019	9620	(\$1,882,943.76)	(\$1,882,943.76)	(\$1,882,943.76)	Gilbane Building Company
Fernway Building Renovation	Fernway	Building	10/3/2019	9620	\$1,764.13	\$1,764.13	\$1,764.13	Cleora Management
Fernway Building Renovation	Fernway	Building	10/21/2019	9620	\$381,876.32	\$381,876.32	\$381,876.32	Gilbane Building Company
Fernway Building Renovation	Fernway	Building	10/22/2019	9620	\$1,673.38	\$1,673.38	\$1,673.38	Cleora Management
Fernway Building Renovation	Fernway	Building	10/29/2019	9620	\$33,119.62	\$33,119.62	\$33,119.62	Van Auken Akins Architects LLC
Fernway Building Enhancements	Fernway	Building	10/31/2019	9620	\$10,141.42	\$10,141.42	\$10,141.42	Van Auken Akins Architects LLC
Fernway Building Renovation	Fernway	Building	10/31/2019	9620	\$982,455.58	\$982,455.58	\$982,455.58	Gilbane Building Company
Fernway Building Renovation	Fernway	Building	11/26/2019	9620	\$1,430,056.30	\$1,430,056.30	\$1,430,056.30	Gilbane Building Company
Testing and Inspection	Fernway	Building	11/30/2019	9620	\$2,803.00	\$2,803.00	\$2,803.00	Professional Service Industries
Fernway Building Renovation	Fernway	Building	11/30/2019	9620	\$9,500.09	\$9,500.09	\$9,500.09	Van Auken Akins Architects LLC
Fernway Building Enhancements	Fernway	Building	11/30/2019	9620	\$4.75	\$4.75	\$4.75	Van Auken Akins Architects LLC
Fernway Building Renovation	Fernway	Building	12/17/2019	9620	\$1,245,228.95	\$1,245,228.95	\$1,245,228.95	Gilbane Building Company
Fernway Building Renovation	Fernway	Building	12/6/2019	9620	\$2,360.88	\$2,360.88	\$2,360.88	Cleora Management

OTHER

PROJECT December 31 2018	BUILDING	Land, Building Vehicles, F&E	CHECK DATE	SPECIAL COST CENTER	ESTIMATED COST	ACTUAL COST MTD	ACTUAL COST TO DATE	CONTRACTOR/ VENDOR
Fernway Building Renovation	Fernway	Building	12/20/2019	9620	\$3,528.26	\$3,528.26	\$3,528.26	Cleora Management
Fernway Building Enhancements	Fernway	Building	1/31/2020	9620	\$10,171.88	\$10,171.88	\$10,171.88	Van Auken Akins Architects LLC
Fernway Building Renovation	Fernway	Building	1/31/2020	9620	\$4,792.86	\$4,792.86	\$4,792.86	Van Auken Akins Architects LLC
Fernway Building Renovation	Fernway	Building	1/31/2020	9620	\$1,490.00	\$1,490.00	\$1,490.00	Professional Service Industries
Fernway Building Renovation	Fernway	Building	1/31/2020	9620	\$4,800.08	\$4,800.08	\$4,800.08	Van Auken Akins Architects LLC
Fernway Building Enhancements	Fernway	Building	1/31/2020	9620	\$3,218.94	\$3,218.94	\$3,218.94	Van Auken Akins Architects LLC
Fernway Building Renovation	Fernway	Building	1/21/2020	9620	\$2,921.88	\$2,921.88	\$2,921.88	Cleora Management
Fernway Building Renovation	Fernway	Building	1/21/2020	9620	\$1,286,085.68	\$1,286,085.68	\$1,286,085.68	Gilbane Building Company
Fernway Building Renovation	Fernway	Building	2/28/2020	9620	\$28,596.20	\$28,596.20	\$28,596.20	Van Auken Akins Architects LLC
Fernway Building Renovation	Fernway	Building	2/28/2020	9620	\$4,678.26	\$4,678.26	\$4,678.26	Cleora Management
Fernway Building Renovation	Fernway	Building	2/28/2020	9620	\$1,124,474.48	\$1,124,474.48	\$1,124,474.48	Gilbane Building Company
Fernway Building Renovation	Fernway	Building	3/31/2020	9620	\$963,310.53	\$963,310.53	\$963,310.53	Gilbane Building Company
Project Management Services	Fernway	Building	3/31/2020	9620	\$8,926.50	\$8,926.50	\$8,926.50	Cleora Management
Water Department Permits	Fernway	Building	3/31/2020	9620	\$2,645.00	\$2,645.00	\$2,645.00	City of Cleveland
Reinstall AT&T Facilities	Fernway	F&E	4/30/2020	9620	\$18,467.42	\$18,467.42	\$18,467.42	AT&T
Fernway Building Renovation	Fernway	Building	4/30/2020	9620	\$8,568.15	\$8,568.15	\$8,568.15	Van Auken Akins Architects LLC
Fernway Building Enhancements	Fernway	Building	4/30/2020	9620	\$4,681.25	\$4,681.25	\$4,681.25	Van Auken Akins Architects LLC
Fernway Building Renovation	Fernway	Building	4/30/2020	9620	\$1,606,656.76	\$1,606,656.76	\$1,606,656.76	Gilbane Building Company
Project Management Services	Fernway	Building	4/30/2020	9620	\$9,979.75	\$9,979.75	\$9,979.75	Cleora Management
Testing and Inspection	Fernway	Building	5/20/2020	9620	\$555.73	\$555.73	\$555.73	Professional Service Industries
Fernway Building Renovation	Fernway	Building	5/29/2020	9620	\$4,678.00	\$4,678.00	\$4,678.00	Van Auken Akins Architects LLC
Fernway Building Enhancements	Fernway	Building	5/29/2020	9620	\$8,484.85	\$8,484.85	\$8,484.85	Van Auken Akins Architects LLC
Fernway Building Renovation	Fernway	Building	5/31/2020	9620	\$2,356,703.27	\$2,356,703.27	\$2,356,703.27	Gilbane Building Company
Project Management Services	Fernway	Building	5/31/2020	9620	\$12,626.62	\$12,626.62	\$12,626.62	Cleora Management
Testing and Inspection	Fernway	Building	6/19/2020	9620	\$106.66	\$106.66	\$106.66	Professional Service Industries
Fernway Building Renovation	Fernway	Building	6/30/2020	9620	\$10,157.29	\$10,157.29	\$10,157.29	Van Auken Akins Architects LLC
Fernway Building Enhancements	Fernway	Building	6/30/2020	9620	\$2,764.00	\$2,764.00	\$2,764.00	Van Auken Akins Architects LLC
Fernway Building Renovation	Fernway	Building	6/30/2020	9620	\$1,440,337.94	\$1,440,337.94	\$1,440,337.94	Gilbane Building Company
Project Management Services	Fernway	Building	6/30/2020	9620	\$13,843.50	\$13,843.50	\$13,843.50	Cleora Management
Testing and Inspection	Fernway	Building	6/30/2020	9620	\$130.87	\$130.87	\$130.87	Professional Service Industries
Testing and Inspection	Fernway	Building	7/31/2020	9620	\$4,555.00	\$4,555.00	\$4,555.00	Professional Service Industries
Project Management Services	Fernway	Building	7/31/2020	9620	\$14,976.50	\$14,976.50	\$14,976.50	Cleora Management
Fernway Building Renovation	Fernway	Building	7/31/2020	9620	\$903,410.70	\$903,410.70	\$903,410.70	Gilbane Building Company
Fernway Building Renovation	Fernway	Building	7/31/2020	9620	\$10,394.19	\$10,394.19	\$10,394.19	Van Auken Akins Architects LLC
Fernway Building Enhancements	Fernway	Building	7/31/2020	9620	\$2,764.00	\$2,764.00	\$2,764.00	Van Auken Akins Architects LLC
Project Management Services	Fernway	Building	8/31/2020	9620	\$14,414.12	\$14,414.12	\$14,414.12	Cleora Management
Fernway Building Renovation	Fernway	Building	8/31/2020	9620	\$462,039.29	\$462,039.29	\$462,039.29	Gilbane Building Company
Fernway Building Renovation	Fernway	Building	8/31/2020	9620	\$9,960.62	\$9,960.62	\$9,960.62	Van Auken Akins Architects LLC
Fernway Building Enhancements	Fernway	Building	8/31/2020	9620	\$5,791.91	\$5,791.91	\$5,791.91	Van Auken Akins Architects LLC
Fernway Building Renovation	Fernway	Building	9/30/2020	9620	\$8,654.98	\$8,654.98	\$8,654.98	Van Auken Akins Architects LLC
Project Management Services	Fernway	Building	9/30/2020	9620	\$4,479.75	\$4,479.75	\$4,479.75	Cleora Management
Testing and Inspection Refund	Fernway	Building	10/31/2020	9620	(\$2,948.00)	(\$2,948.00)	(\$2,948.00)	Professional Service Industries
Fernway Building Renovation	Fernway	Building	11/3/2020	9620	\$6,611.25	\$6,611.25	\$6,611.25	Van Auken Akins Architects LLC
Project Management Services	Fernway	Building	1/31/2021	9620	\$3,564.00	\$3,564.00	\$3,564.00	Cleora Management
Project Management Services	Fernway	Building	2/23/2021	9620	\$4,581.62	\$4,581.62	\$4,581.62	Cleora Management

OTHER

PROJECT December 31 2018	BUILDING	Land, Building Vehicles, F&E	CHECK DATE	SPECIAL COST CENTER	ESTIMATED COST	ACTUAL COST MTD	ACTUAL COST TO DATE	CONTRACTOR/ VENDOR
Fernway Building Renovation	Fernway	Building	2/23/2021	9620	\$147,097.95	\$147,097.95	\$147,097.95	Gilbane Building Company
Correct Pay Apps	District	Building	2/28/2021	9400	\$539,943.34	\$539,943.34	\$539,943.34	Gilbane Building Company
Civil & Landscaping Services	Fernway	Land Imp.	4/30/2021	9620	\$1,916.00	\$1,916.00	\$1,916.00	Van Auken Akins Architects LLC
Fernway Building Renovation	Fernway	Building	5/21/2021	9620	\$93,463.07	\$93,463.07	\$93,463.07	Gilbane Building Company
Bond/FE Projects Correction	Fernway	Building	6/22/2021	9620	\$5,270.31	\$5,270.31	\$5,270.31	Van Auken Akins Architects LLC
Fernway Building Renovation	Fernway	Building	6/30/2021	9620	\$24,121.59	\$24,121.59	\$24,121.59	Gilbane Building Company
Bond Projects Adj	District	Building	6/30/2021	9620	(\$447,358.74)	(\$447,358.74)	(\$447,358.74)	Gilbane Building Company
Bond Projects Adj	District	Building	6/30/2021	9620	(\$48,385.64)	(\$48,385.64)	(\$48,385.64)	Gilbane Building Company
AASL FY21 Library Grant								
Library Purchases for FE	Fernway	F&E	10/30/2020	9121	\$10,213.31	\$10,213.31	\$10,213.31	Follett Library Resources
Library Purchases for FE	Fernway	F&E	11/30/2020	9121	\$2,909.59	\$2,909.59	\$2,909.59	Follett Library Resources
Library Purchases for FE	Fernway	F&E	12/31/2020	9121	\$250.52	\$250.52	\$250.52	Follett Library Resources
Library Purchases for FE	Fernway	F&E	1/15/2021	9121	\$9.75	\$9.75	\$9.75	Follett Library Resources
Library Purchases for FE	Fernway	F&E	2/19/2021	9121	\$1,485.63	\$1,485.63	\$1,485.63	Follett Library Resources
Print Purchases for FE	Fernway	F&E	3/12/2021	9121	\$2,496.25	\$2,496.25	\$2,496.25	Follett Library Resources
Print Purchases for FE	Fernway	F&E	3/16/2021	9121	\$427.05	\$427.05	\$427.05	Follett Library Resources
Print Purchases for FE	Fernway	F&E	5/17/2021	9121	\$423.60	\$423.60	\$423.60	Follett Library Resources
Print Purchases for FE	Fernway	F&E	5/21/2021	9121	\$58.26	\$58.26	\$58.26	Follett Library Resources
Print Purchases for FE	Fernway	F&E	9/30/2021	9121	\$1,413.40	\$1,413.40	\$1,413.40	Follett Library Resources
Print Purchases for FE	Fernway	F&E	12/15/2021	9121	\$312.64	\$312.64	\$312.64	Follett Library Resources
Total Non-Bond - Other							\$31,410,791.82	

T# - Vehicle Trade In Reference

**NON-BOND SOURCES
SSF PROJECTS**

PROJECT December 31 2018	BUILDING	Land, Building Vehicles, F&E	CHECK DATE	SPECIAL COST CENTER	ESTIMATED COST	ACTUAL COST MTD	ACTUAL COST TO DATE	CONTRACTOR/ VENDOR
Peter's Garden								
excavation, furnishings, irrigation & landscaping	Onaway	Land Impr	11/14/2005	9164	\$106,007.28	\$106,007.28	\$106,007.28	Vizmeg Landscape Inc.
correction to SSF share for P's Garden	Onaway	Land Impr	6/30/2006	9164	(\$702.00)	(\$702.00)	(\$702.00)	transfer to nonbond fund SCC 9150
site improvement landscaping	Onaway	Land Impr	1/13/2006	9164	\$2,685.12	\$2,685.12	\$2,685.12	Vizmeg Landscape Inc.
site improvement landscaping	Onaway	Land Impr	1/27/2006	9164	\$5,485.60	\$5,485.60	\$5,485.60	Vizmeg Landscape Inc.
School Technology Projects								
reimbursement for 2 projectors	District	9165	6/30/2006	9165	\$1,688.00	\$1,688.00	\$1,688.00	reimb to District (SMART Ed Serv)
reimb for installation of 2 Smart bds	High School	F&E	6/30/2006	9165	\$3,007.00	\$3,007.00	\$3,007.00	reimb to District (SMART Ed Serv)
R&W contribtn for 12 flat monitors	Fernway	F&E	6/30/2006	9165	\$1,200.00	\$1,200.00	\$1,200.00	reimb to District (Dell Comp)
R&W contribtn for TV installations	Mercer	F&E	8/26/2006	9165	\$2,800.00	\$2,800.00	\$2,800.00	reimb to District (labor costs)
partial reimbursemnt for 4 projectors*	District	F&E	6/30/2006	9165	\$1,936.00	\$1,936.00	\$1,936.00	reimbursement to District
R&W contribtn toward 4 projectors*	District	F&E	6/30/2006	9165	\$1,259.05	\$1,259.05	\$1,259.05	reimbursement to District
R&W contribtn for 22 computers*	Middle School	F&E	6/30/2006	9165	\$19,584.00	\$19,584.00	\$19,584.00	reimbursement to District
R&W contribtn for 10 computers*	Lomond	F&E	7/18/2006	9165	\$9,546.00	\$9,546.00	\$9,546.00	reimb to District (Dell Comp)
R&W contribtn for sound system	Boulevard	F&E	5/19/2007	9165	\$389.00	\$389.00	\$389.00	reimbursement to District
R&W contribtn - projector & lamp	Boulevard	F&E	5/19/2007	9165	\$789.00	\$789.00	\$789.00	reimbursement to District
R&W contribtn for sound system	Fernway	F&E	5/19/2007	9165	\$389.00	\$389.00	\$389.00	reimbursement to District
R&W contribtn-2 projectors & lamps	Fernway	F&E	5/19/2007	9165	\$2,075.09	\$2,075.09	\$2,075.09	reimbursement to District
R&W contribtn-auditorium computer	Woodbury	F&E	5/19/2007	9165	\$726.00	\$726.00	\$726.00	reimbursement to District
Computer paid by SSF	Lomond	F&E	3/15/2008	9165	\$1,025.00	\$1,025.00	\$1,025.00	Shaker Schools Foundation
Computer paid by SSF	Lomond	F&E	3/15/2008	9165	\$2,694.00	\$2,694.00	\$2,694.00	Shaker Schools Foundation
construction documents-auditorium	Woodbury	Building	7/31/2006	9162	\$927.05	\$927.05	\$927.05	City Architecture
construction documents-auditorium	Woodbury	Building	12/20/2006	9162	\$1,414.73	\$1,414.73	\$1,414.73	City Architecture
Computer and Sound Equipment	District	F&E	10/31/2008	9167	\$26,278.98	\$26,278.98	\$26,278.98	Simon Technology Solutions
Sound System for Choir Room	High School	F&E	11/26/2008	9167	\$2,340.00	\$2,340.00	\$2,340.00	Sound Solutions
Installation labor	Onaway	F&E	1/9/2009	9167	\$1,057.50	\$1,057.50	\$1,057.50	Simon Technology Solutions
Installation labor	Boulevard	F&E	1/9/2009	9167	\$1,527.50	\$1,527.50	\$1,527.50	Simon Technology Solutions
Computer and Sound Equipment	District	F&E	3/6/2009	9167	\$46,360.61	\$46,360.61	\$46,360.61	Smart Ed. Services
Adjust coding - SmartBoard/Projector	District	F&E	4/29/2009	9167	\$4,658.00	\$4,658.00	\$4,658.00	Transfer from Technology
Adjust coding - Camera	District	F&E	4/29/2009	9167	\$636.00	\$636.00	\$636.00	Transfer from Technology
Distance learning equipment	District	F&E	7/24/2009	9167	\$3,003.48	\$3,003.48	\$3,003.48	Wide Area Media
Smartboards-ME, WO	District	F&E	5/28/2010	9167	\$6,265.00	\$6,265.00	\$6,265.00	Smart Ed. Services
Lecture Podium and Flag Poles	District	F&E	6/30/2010	9165	\$1,055.00	\$1,055.00	\$1,055.00	Shaker Schools Foundation
Smartboards-BO	Boulevard	F&E	8/5/2010	9167	\$7,589.00	\$7,589.00	\$7,589.00	Smart Ed. Services
Havorka-Laptop	District	F&E	9/30/2010	9165	\$1,200.00	\$1,200.00	\$1,200.00	Shaker Schools Foundation
Netbooks-MS	Middle School	F&E	9/30/2010	9167	\$1,055.70	\$1,055.70	\$1,055.70	Shaker Schools Foundation
Smartboards	District	F&E	9/30/2010	9167	\$18,180.00	\$18,180.00	\$18,180.00	Shaker Schools Foundation
Smartboards-ON	Onaway	F&E	9/30/2010	9167	\$3,134.00	\$3,134.00	\$3,134.00	Shaker Schools Foundation
Adjust Coding-Sound System	Onaway	F&E	6/6/2011	9167	\$1,588.00	\$1,588.00	\$1,588.00	Transfer from Technology
Adjust Coding-Poster Printer	Boulevard	F&E	6/6/2011	9167	\$1,682.50	\$1,682.50	\$1,682.50	Transfer from Technology
Adjust Coding-Small Aud Projector	High School	F&E	6/20/2011	9167	\$6,934.00	\$6,934.00	\$6,934.00	Transfer from Technology
Adjust Coding-Phys Ed Projector	Middle School	F&E	6/20/2011	9167	\$640.00	\$640.00	\$640.00	Transfer from Technology

Lar

SSF PROJECTS

PROJECT December 31 2018	BUILDING	Land, Building Vehicles, F&E	CHECK DATE	SPECIAL COST CENTER	ESTIMATED COST	ACTUAL COST MTD	ACTUAL COST TO DATE	CONTRACTOR/ VENDOR
Smartboard and Installation	Woodbury	F&E	8/30/2011	9167	\$9,500.00	\$9,500.00	\$9,500.00	Smart Ed. Services
Adjust Coding-Smartboard	High School	F&E	8/31/2011	9167	\$1,649.00	\$1,649.00	\$1,649.00	Transfer from Technology
Adjust Coding-Dell Netbook	High School	F&E	8/31/2011	9167	\$5,195.25	\$5,195.25	\$5,195.25	Transfer from Technology
Adjust Coding-Smartboards	District	F&E	10/31/2011	9167	\$24,308.00	\$24,308.00	\$24,308.00	Transfer from Technology
Adjust Coding-Dell Computers	District	F&E	10/31/2011	9167	\$9,350.00	\$9,350.00	\$9,350.00	Transfer from Technology
Laptop Cart	Middle School	F&E	10/27/2011	9167	\$1,201.20	\$1,201.20	\$1,201.20	Spectrum Industries
Smartboard and Installation	Middle School	F&E	11/11/2011	9167	\$1,802.00	\$1,802.00	\$1,802.00	Smart Ed. Services
Dell Laptop	Middle School	F&E	11/17/2011	9167	\$3,450.00	\$3,450.00	\$3,450.00	Dell Computer
Smartboards and Installation	Fernway	F&E	4/30/2012	9167	\$8,625.00	\$8,625.00	\$8,625.00	Dell Computer
Portable Document Camera	District	F&E	5/4/2012	9167	\$579.00	\$579.00	\$579.00	Easy Graphics Corp.
iPads and AppleCare	District	F&E	6/8/2012	9167	\$1,143.99	\$1,143.99	\$1,143.99	Apple Inc.
iPad and AppleCare	Middle School	F&E	7/11/2012	9167	\$598.00	\$598.00	\$598.00	Apple Inc.
AverVision Document Camera	Onaway	F&E	9/13/2012	9167	\$1,757.00	\$1,757.00	\$1,757.00	Easy Graphics Corp.
Smartboard and Installation	Middle School	F&E	9/20/2012	9167	\$3,586.00	\$3,586.00	\$3,586.00	Smart Ed. Services
Document Camera	Mercer	F&E	10/25/2012	9167	\$1,096.00	\$1,096.00	\$1,096.00	Easy Graphics Corp.
Smartboards and Installation	District	F&E	11/15/2012	9167	\$16,476.00	\$16,476.00	\$16,476.00	Smart Ed. Services
Turning Point NXT 26	Woodbury	F&E	11/29/2012	9167	\$8,586.95	\$8,586.95	\$8,586.95	Easy Graphics Corp.
Document Camera	Mercer	F&E	12/27/2012	9167	\$1,645.00	\$1,645.00	\$1,645.00	Easy Graphics Corp.
OptiPlex 790 Desktop PC	Boulevard	F&E	1/18/2013	9167	\$11,763.75	\$11,763.75	\$11,763.75	Dell Computer
Document Camera	Mercer	F&E	2/21/2013	9167	\$1,645.00	\$1,645.00	\$1,645.00	Easy Graphics Corp.
Document Camera	Mercer	F&E	3/28/2013	9167	\$552.00	\$552.00	\$552.00	Easy Graphics Corp.
Document Camera	High School	F&E	4/30/2013	9167	\$1,257.52	\$1,257.52	\$1,257.52	CDW*Government
Photoshop License	District	F&E	4/11/2013	9167	\$320.02	\$320.02	\$320.02	CDW*Government
Electronic Equipment	District	F&E	5/31/2013	9167	\$7,372.00	\$7,372.00	\$7,372.00	Schoolhouse Electronics, LLC
Document Camera	Mercer	F&E	7/31/2013	9167	\$1,674.00	\$1,674.00	\$1,674.00	Easy Graphics Corp.
License & Development Plan	Woodbury	F&E	8/22/2013	9167	\$2,715.00	\$2,715.00	\$2,715.00	Easy Graphics Corp.
Turning Point Set & Doc Camera	District	F&E	9/19/2013	9167	\$7,359.20	\$7,359.20	\$7,359.20	Easy Graphics Corp.
Smartboards	Middle School	F&E	9/19/2013	9167	\$7,945.00	\$7,945.00	\$7,945.00	Tierney Brothers, Inc
Document Camera	Onaway	F&E	9/26/2013	9167	\$1,178.00	\$1,178.00	\$1,178.00	Easy Graphics Corp.
Adjust Coding-Artboards	District	F&E	9/22/2013	9167	\$3,618.77	\$3,618.77	\$3,618.77	Transfer from Technology
Smartboard Installation	Middle School	F&E	10/9/2013	9167	\$1,610.00	\$1,610.00	\$1,610.00	Tierney Brothers, Inc
Document Camera	Onaway	F&E	11/8/2013	9167	\$579.00	\$579.00	\$579.00	Easy Graphics Corp.
Document Camera	Onaway	F&E	11/14/2013	9167	\$594.00	\$594.00	\$594.00	Easy Graphics Corp.
3D Printer	High School	F&E	11/14/2013	9167	\$2,627.19	\$2,627.19	\$2,627.19	Makerbot Industries
Hardware Support	Woodbury	F&E	12/19/2013	9167	\$1,275.00	\$1,275.00	\$1,275.00	CDW*Government
Document Camera	Onaway	F&E	12/31/2013	9167	\$1,181.50	\$1,181.50	\$1,181.50	Easy Graphics Corp.
Laptop Cart	Woodbury	F&E	12/13/2013	9167	\$9,190.79	\$9,190.79	\$9,190.79	CDW*Government
Electronic Equipment	Middle School	F&E	12/13/2013	9167	\$2,580.00	\$2,580.00	\$2,580.00	Schoolhouse Electronics, LLC
Digital Camera	Mercer	F&E	1/24/2014	9167	\$273.95	\$273.95	\$273.95	Amazon.com
Smartboard and Installation	High School	F&E	1/17/2014	9167	\$1,821.00	\$1,821.00	\$1,821.00	Tierney Brothers, Inc
HP Care Pack Hardware Support	Mercer	F&E	6/30/2014	9167	\$2,669.05	\$2,669.05	\$2,669.05	CDW*Government
Computer Equipment & Warranty	Fernway	F&E	7/31/2014	9167	\$11,925.44	\$11,925.44	\$11,925.44	CDW*Government
iPad Mini and AppleCare	Onaway	F&E	11/20/2014	9167	\$2,868.00	\$2,868.00	\$2,868.00	Apple Inc.
Document Cameras	Onaway	F&E	12/11/2014	9167	\$1,194.00	\$1,194.00	\$1,194.00	Easy Graphics Corp.
Smartboards and Service	Woodbury	F&E	12/29/2014	9167	\$4,198.50	\$4,198.50	\$4,198.50	Tierney Brothers, Inc

SSF PROJECTS

PROJECT December 31 2018	BUILDING	Land, Building Vehicles, F&E	CHECK DATE	SPECIAL COST CENTER	ESTIMATED COST	ACTUAL COST MTD	ACTUAL COST TO DATE	CONTRACTOR/ VENDOR
Smartboards	Mercer	F&E	1/22/2015	9167	\$2,198.00	\$2,198.00	\$2,198.00	Tierney Brothers, Inc
Smartboard Mount	Mercer	F&E	2/23/2015	9167	\$349.00	\$349.00	\$349.00	Tierney Brothers, Inc
Smartboard Mount and Service	Mercer	F&E	4/16/2015	9167	\$760.00	\$760.00	\$760.00	Tierney Brothers, Inc
Document Camera	Middle School	F&E	5/21/2015	9167	\$2,725.00	\$2,725.00	\$2,725.00	Easy Graphics Corp.
Digital Cameras and Flash Drives	Lomond	F&E	10/10/2015	9167	\$2,439.60	\$2,439.60	\$2,439.60	Amazon.com
Document Cameras	District	F&E	11/30/2015	9167	\$842.00	\$842.00	\$842.00	Easy Graphics Corp.
Projector, equipment & installation	Onaway	F&E	12/10/2015	9167	\$2,855.17	\$2,855.17	\$2,855.17	Tierney Brothers, Inc
Chromebooks	District	F&E	4/30/2016	9167	\$65,044.00	\$65,044.00	\$65,044.00	CDW*Government
Chromebooks	District	F&E	6/30/2016	9167	\$8,999.98	\$8,999.98	\$8,999.98	CDI Computer Dealers Inc
Charging Station	Boulevard	F&E	9/15/2016	9167	\$1,639.62	\$1,639.62	\$1,639.62	School Outfitters
Chromebooks	District	F&E	11/10/2016	9167	\$23,340.04	\$23,340.04	\$23,340.04	CDI Computer Dealers Inc
Smartboard and mount	Mercer	F&E	11/10/2016	9167	\$538.00	\$538.00	\$538.00	Tierney Brothers, Inc
Sound System	Woodbury	F&E	12/8/2016	9167	\$2,198.00	\$2,198.00	\$2,198.00	Tierney Brothers, Inc
Smartboard	Mercer	F&E	12/8/2016	9167	\$1,479.00	\$1,479.00	\$1,479.00	Tierney Brothers, Inc
Software Licenses	Mercer	F&E	2/28/2017	9167	\$989.55	\$989.55	\$989.55	Learning A-Z
Pugmill-Clay Machine	Woodbury	F&E	5/4/2017	9167	\$4,499.00	\$4,499.00	\$4,499.00	Sheffield Pottery
Zing Laser Cutter	Middle School	F&E	6/29/2017	9167	\$3,563.72	\$3,563.72	\$3,563.72	Buckeye Educational Systems
Correction of prior period expense		F&E	12/31/2017	9165	\$94,742.74	\$94,742.74	\$94,742.74	Move exp from SCC 9150
Correction of prior period expense		F&E	12/31/2017	9167	\$33,244.34	\$33,244.34	\$33,244.34	Move exp from SCC 9150
iPad cases for HS Music	High School	F&E	3/10/2018	9167	\$161.92	\$161.92	\$161.92	Amazon.com
iPad and AppleCare	High School	F&E	4/13/2018	9167	\$1,194.00	\$1,194.00	\$1,194.00	Apple Inc.
iPad reimbursement	Boulevard	F&E	5/11/2018	9167	(\$135.00)	(\$135.00)	(\$135.00)	SSF Grant
iPad and AppleCare	Boulevard	F&E	6/12/2018	9167	\$378.00	\$378.00	\$378.00	Apple Inc.
Newsela Subscription	Woodbury	F&E	11/29/2018	9167	\$3,000.00	\$3,000.00	\$3,000.00	Newsela, Inc
Computer for Art Room	High School	F&E	1/11/2019	9167	\$1,185.97	\$1,185.97	\$1,185.97	Dell Computer
Cables for Art Room Computer	High School	F&E	1/17/2019	9167	\$874.21	\$874.21	\$874.21	Cable Communications
Read & Write Subscription	District	F&E	2/28/2019	9167	\$12,176.80	\$12,176.80	\$12,176.80	Textheld, Inc.
OptiPlex Desktop Computers	High School	F&E	7/31/2019	9167	\$2,000.57	\$2,000.57	\$2,000.57	Dell Computer
eSports Club Equipment	High School	F&E	9/10/2019	9167	\$844.88	\$844.88	\$844.88	Microcenter
eSports Club Equipment	High School	F&E	10/10/2019	9167	\$466.97	\$466.97	\$466.97	Amazon.com
3D Printer	High School	F&E	11/30/2019	9167	\$5,001.26	\$5,001.26	\$5,001.26	Form Labs, Inc
3D Printer Software	High School	F&E	12/10/2019	9167	\$585.00	\$585.00	\$585.00	Robert McNeel & Associates
Art iPads	High School	F&E	12/10/2019	9167	\$2,438.94	\$2,438.94	\$2,438.94	Amazon.com
SAM labs	Mercer	F&E	2/28/2020	9167	\$3,798.00	\$3,798.00	\$3,798.00	SAM labs Inc.
iPod Touch & Applecare	Woodbury	F&E	2/28/2020	9167	\$3,870.00	\$3,870.00	\$3,870.00	Apple Inc.
iPad cases	Woodbury	F&E	3/31/2020	9167	\$134.70	\$134.70	\$134.70	Apple Inc.
Dell Laptop	High School	F&E	3/31/2020	9167	\$36,118.00	\$36,118.00	\$36,118.00	Dell Computer
Hot Spot-COVID-19	District	F&E	6/30/2020	9167	\$20,755.00	\$20,755.00	\$20,755.00	Sprint
Dell Laptop-Reclassify	High School	F&E	6/30/2020	9167	(\$36,118.00)	(\$36,118.00)	(\$36,118.00)	Dell Computer
Applecare for schools	District	F&E	11/30/2020	9167	\$545.00	\$545.00	\$545.00	Apple Inc.
iPad cases	High School	F&E	12/30/2020	9167	\$384.55	\$384.55	\$384.55	Amazon.com
iPads	High School	F&E	1/15/2021	9167	\$1,995.00	\$1,995.00	\$1,995.00	Apple Inc.
HS Weight Room Equipment	High School	F&E	4/30/2021	9167	\$2,208.00	\$2,208.00	\$2,208.00	Dynamic Fitness & Strength LLC
iMac's & iPads	High School	F&E	8/31/2021	9167	\$5,251.00	\$5,251.00	\$5,251.00	Apple Inc.
Dash Robots-Design lab	Lomond	F&E	11/10/2021	9167	\$3,599.76	\$3,599.76	\$3,599.76	Wonder Workshop

SSF PROJECTS

PROJECT December 31 2018	BUILDING	Land, Building Vehicles, F&E	CHECK DATE	SPECIAL COST CENTER	ESTIMATED COST	ACTUAL COST MTD	ACTUAL COST TO DATE	CONTRACTOR/ VENDOR
Design Lab	Lomond	F&E	11/10/2021	9167	\$2,499.00	\$2,499.00	\$2,499.00	Tangible Play
iPad Case-Design Lab	Boulevard	F&E	11/30/2021	9167	\$309.50	\$309.50	\$309.50	UZBL
Techtub-Design lab	Boulevard	F&E	11/30/2021	9167	\$345.00	\$345.00	\$345.00	Tierney Brothers, Inc
Design Lab / STEM Kits	Boulevard	F&E	11/30/2021	9167	\$139.99	\$139.99	\$139.99	Amazon.com
Design Lab / STEM Kits	Boulevard	F&E	11/30/2021	9167	\$536.65	\$536.65	\$536.65	Elenco Electronics
Design Lab / STEM Kits	Boulevard	F&E	11/30/2021	9167	\$708.01	\$708.01	\$708.01	Makey Makey
Design Lab / STEM Kits	Boulevard	F&E	11/30/2021	9167	\$3,160.00	\$3,160.00	\$3,160.00	Strawbees STEAM
Design Lab	Lomond	F&E	12/10/2021	9167	\$1,509.00	\$1,509.00	\$1,509.00	CDW
iPad Apps	Lomond	F&E	12/29/2021	9167	\$49.80	\$49.80	\$49.80	American Express
Lego Edu / Design Lab	Boulevard	F&E	12/29/2021	9167	\$1,099.80	\$1,099.80	\$1,099.80	American Express
Design Lab	Lomond	F&E	12/10/2021	9167	\$6,310.40	\$6,310.40	\$6,310.40	Tierney Brothers, Inc
Design Lab	Boulevard	F&E	12/10/2021	9167	\$6,310.38	\$6,310.38	\$6,310.38	Tierney Brothers, Inc
iPads / Design Lab	Boulevard	F&E	12/31/2021	9167	\$4,030.00	\$4,030.00	\$4,030.00	Apple Inc.
iPads / Design Lab	Lomond	F&E	12/31/2021	9167	\$6,070.00	\$6,070.00	\$6,070.00	Apple Inc.
iPad Cases	Boulevard	F&E	1/24/2022	9167	\$39.95	\$39.95	\$39.95	Amazon.com
Design Lab	Lomond	F&E	1/28/2022	9167	\$164.85	\$164.85	\$164.85	Microcenter
Design Lab	Lomond	F&E	1/31/2022	9167	(\$21,482.80)	(\$21,482.80)	(\$21,482.80)	SSF Grant
Design Lab	Boulevard	F&E	1/31/2022	9167	(\$14,570.59)	(\$14,570.59)	(\$14,570.59)	SSF Grant
Design Lab	Woodbury	F&E	3/29/2022	9167	\$5,916.02	\$5,916.02	\$5,916.02	Tierney Brothers, Inc
iPads / Design Lab	Fernway	F&E	5/20/2022	9167	\$8,370.00	\$8,370.00	\$8,370.00	Apple Inc.
Repair Tool Kit	High School	F&E	6/30/2022	9167	\$49.98	\$49.98	\$49.98	MicroCenter
SSF Tech-Shaker's First Class								
iPads and AppleCare	District	F&E	5/20/2016	9165	\$13,460.00	\$13,460.00	\$13,460.00	Apple Inc.
iPad charging dock	District	F&E	6/20/2016	9165	\$1,203.28	\$1,203.28	\$1,203.28	CDW*Government
iPad cases	District	F&E	6/23/2016	9165	\$1,009.80	\$1,009.80	\$1,009.80	CDW*Government
Document Cameras	District	F&E	6/23/2016	9165	\$563.00	\$563.00	\$563.00	Easy Graphics Corp.
Books	District	F&E	8/25/2016	9165	\$333.98	\$333.98	\$333.98	Lakeshore Learning Materials
Books	District	F&E	9/15/2016	9165	\$132.30	\$132.30	\$132.30	DEMCO
Books	District	F&E	9/9/2016	9165	\$354.90	\$354.90	\$354.90	The Library Store, Inc
High School Large Auditorium								
SSF share of total cost	High School	Building	2/29/2008	9166	\$800,000.00	\$800,000.00	\$800,000.00	Shaker Schools Foundation
SSF share of total cost	High School	Building	7/31/2008	9166	\$70,000.00	\$70,000.00	\$70,000.00	Shaker Schools Foundation
SSF share of total cost	High School	Building	6/30/2010	9166	\$100,000.00	\$100,000.00	\$100,000.00	Shaker Schools Foundation
SSF share of total cost	High School	Building	3/31/2012	9166	\$68,125.30	\$68,125.30	\$68,125.30	SSF (10/31/2009)
Craig Stout Technology Projects								
Computer and Sound Equipment	Library	F&E	9/11/2008	9168	\$15,591.00	\$15,591.00	\$15,591.00	Easy Graphics Corp.
Document Cameras	District	F&E	11/25/2008	9168	\$2,661.08	\$2,661.08	\$2,661.08	CDW*Government Inc
Computer and Sound Equipment	District	F&E	3/6/2009	9168	\$74,777.07	\$74,777.07	\$74,777.07	Smart Ed. Services
Turning Point-Receiver, Case, Card	District	F&E	12/15/2011	9168	\$642.00	\$642.00	\$642.00	Easy Graphics Corp.
eInstruction Mobi System	High School	F&E	1/19/2012	9168	\$1,398.00	\$1,398.00	\$1,398.00	CIM Technology Solutions
Kindles**	District	F&E	12/9/2011	9168	\$594.00	\$594.00	\$594.00	Corr. Posting-From Fund 001 Tech.
Distribution of Posting**	District	F&E	3/6/2009	9168	\$3,873.00	\$3,873.00	\$3,873.00	Corr. Posting-From Fund 001 Tech.
Distribution of Posting**	District	F&E	5/22/2009	9168	\$5,097.85	\$5,097.85	\$5,097.85	Corr. Posting-From Fund 001 Tech.
High School Planetarium Project								

SSF PROJECTS

PROJECT December 31 2018	BUILDING	Land, Building Vehicles, F&E	CHECK DATE	SPECIAL COST CENTER	ESTIMATED COST	ACTUAL COST MTD	ACTUAL COST TO DATE	CONTRACTOR/ VENDOR
Planetarium Projection System	High School	F&E	6/27/2013	9164	\$86,572.50	\$86,572.50	\$86,572.50	Spitz, Inc.
Planetarium Projection System	High School	F&E	10/31/2013	9164	\$58,872.50	\$58,872.50	\$58,872.50	Spitz, Inc.
Planetarium Projection System	High School	F&E	10/31/2013	9167	\$6,000.00	\$6,000.00	\$6,000.00	Spitz, Inc.
Planetarium Projection System	High School	F&E	4/30/2014	9164	\$4,555.00	\$4,555.00	\$4,555.00	Corr. Posting-From 004-9150
HS Weight Room								
HS Weight Room Equipment	High School	F&E	2/22/2021	9165	\$131,416.67	\$131,416.67	\$131,416.67	Dynamic Fitness & Strength LLC
HS Weight Room Equipment Freight	High School	F&E	7/30/2021	9165	\$233.56	\$233.56	\$233.56	Fed Ex
HS Weight Room Equipment	High School	F&E	11/30/2021	9165	\$60,366.44	\$60,366.44	\$60,366.44	Dynamic Fitness & Strength LLC
WO Sublimation Printer								
Sublimation Printer	Woodbury	F&E	9/30/2021	9165	\$2,454.64	\$2,454.64	\$2,454.64	Conde Systems
Poster Maker & Kit	Woodbury	F&E	6/30/2022	9165	\$5,378.17	\$5,378.17	\$5,378.17	Bright White Paper
IC Digital Design lab & Studio								
Mobile Digital Design Lab	IC	F&E	3/24/2022	9165	\$9,356.92	\$9,356.92	\$9,356.92	B&H Photo
Podcasting Studio Supplies	IC	F&E	3/24/2022	9165	\$3,178.26	\$3,178.26	\$3,178.26	B&H Photo
Podcasting Studio Supplies	IC	F&E	4/19/2022	9165	\$162.00	\$162.00	\$162.00	Guitar Center
Podcasting Studio Supplies	IC	F&E	4/28/2022	9165	\$4,581.20	\$4,581.20	\$4,581.20	Guitar Center
Podcasting Studio Supplies	IC	F&E	4/30/2022	9165	\$238.96	\$238.96	\$238.96	Guitar Center
Podcasting Studio Supplies	IC	F&E	5/31/2022	9165	\$3,616.33	\$3,616.33	\$3,616.33	B&H Photo
Podcasting Studio Supplies	IC	F&E	6/30/2022	9165	(\$478.60)	(\$478.60)	(\$478.60)	Exp to Fund 001
Personalized Learning Center Donor Support								
Laptops and Projectors	PLC	F&E	6/26/2014	9315	\$3,232.93	\$3,232.93	\$3,232.93	CDW*Government
Equipment Cart and marker Board	PLC	F&E	6/26/2014	9315	\$973.28	\$973.28	\$973.28	DEMCO, Inc.
Telephones, Licenses & Equipment	PLC	F&E	6/26/2014	9315	\$9,091.00	\$9,091.00	\$9,091.00	Information Systems Integration
Computer Equipment	PLC	F&E	7/10/2014	9315	\$2,568.85	\$2,568.85	\$2,568.85	Various online stores
iPad	PLC	F&E	7/18/2014	9315	\$4,580.00	\$4,580.00	\$4,580.00	Apple Store
Computer Equipment & Service	PLC	F&E	8/22/2014	9315	\$23,629.49	\$23,629.49	\$23,629.49	CDW*Government
Furniture	PLC	F&E	8/31/2014	9315	\$36,547.91	\$36,547.91	\$36,547.91	Ohio Desk
Projection Screen Wall Brackets	PLC	F&E	8/10/2014	9315	\$24.06	\$24.06	\$24.06	CDW*Government
Flat Screen TV and Mount	PLC	F&E	8/10/2014	9315	\$939.58	\$939.58	\$939.58	Best Buy
Backpacks for IC students	PLC	F&E	9/10/2014	9315	\$900.00	\$900.00	\$900.00	Bags in Bulk
Smartboard	PLC	F&E	9/26/2014	9315	\$3,001.00	\$3,001.00	\$3,001.00	Tierney Brothers, Inc
Office Chairs	PLC	F&E	9/26/2014	9315	\$312.00	\$312.00	\$312.00	Independence Business Supply
Bronze Plaques	PLC	F&E	9/26/2014	9315	\$5,430.00	\$5,430.00	\$5,430.00	Carrollgraphics
Cable infrastructure and equipment	PLC	F&E	9/26/2014	9315	\$10,539.09	\$10,539.09	\$10,539.09	Cable Communications
Architectural Services	PLC	F&E	9/16/2014	9315	\$15,556.75	\$15,556.75	\$15,556.75	Neville Architects
Tables and Chairs	PLC	F&E	9/16/2014	9315	\$11,495.00	\$11,495.00	\$11,495.00	Contract Source Inc
Signage	PLC	F&E	10/9/2014	9315	\$206.00	\$206.00	\$206.00	Carrollgraphics
Desktop Computers	PLC	F&E	10/16/2014	9315	\$3,858.35	\$3,858.35	\$3,858.35	Chicago Micro
Tables and Chairs	PLC	F&E	10/30/2014	9315	\$2,489.54	\$2,489.54	\$2,489.54	Ohio Desk
Storage Cabinets	PLC	F&E	10/10/2014	9315	\$625.15	\$625.15	\$625.15	Independence Business Supply
Bulletin Boards	PLC	F&E	10/10/2014	9315	\$291.87	\$291.87	\$291.87	Independence Business Supply
Headphones	PLC	F&E	10/29/2014	9315	\$490.80	\$490.80	\$490.80	CDW*Government

SSF PROJECTS

PROJECT December 31 2018	BUILDING	Land, Building Vehicles, F&E	CHECK DATE	SPECIAL COST CENTER	ESTIMATED COST	ACTUAL COST MTD	ACTUAL COST TO DATE	CONTRACTOR/ VENDOR
Tables	PLC	F&E	11/6/2014	9315	\$1,818.88	\$1,818.88	\$1,818.88	Ohio Desk
Chair	PLC	F&E	11/20/2014	9315	\$312.00	\$312.00	\$312.00	Independence Business Supply
Display Integration Services	PLC	F&E	11/20/2014	9315	\$894.94	\$894.94	\$894.94	Tierney Brothers, Inc
Table	PLC	F&E	11/30/2014	9315	\$548.50	\$548.50	\$548.50	Ohio Desk
Folding Tables	PLC	F&E	12/18/2014	9315	\$496.16	\$496.16	\$496.16	Ohio Desk
File drawers	PLC	F&E	12/10/2014	9315	\$275.97	\$275.97	\$275.97	Independence Business Supply
Architectural Services	PLC	F&E	12/29/2014	9315	\$20,439.60	\$20,439.60	\$20,439.60	Neville Architects
Smartboard Warranty	PLC	F&E	1/22/2015	9315	\$69.00	\$69.00	\$69.00	Tierney Brothers, Inc
Cable infrastructure and equipment	PLC	F&E	5/31/2015	9315	(\$10,539.09)	(\$10,539.09)	(\$10,539.09)	Cable Communications
Desktop Computers	PLC	F&E	5/31/2015	9315	(\$3,858.35)	(\$3,858.35)	(\$3,858.35)	Chicago Micro
Architectural Services	PLC	F&E	5/31/2015	9315	(\$15,556.75)	(\$15,556.75)	(\$15,556.75)	Neville Architects
Architectural Services	PLC	F&E	5/31/2015	9315	(\$20,439.60)	(\$20,439.60)	(\$20,439.60)	Neville Architects
Overage on furniture	PLC	F&E	5/31/2015	9315	(\$2,343.91)	(\$2,343.91)	(\$2,343.91)	Various
Architectural Services	PLC	F&E	8/21/2015	9315	\$1,647.50	\$1,647.50	\$1,647.50	Neville Architects
Architectural Services	PLC	F&E	8/21/2015	9315	(\$1,647.50)	(\$1,647.50)	(\$1,647.50)	Neville Architects
General Projects								
Reading Books	District	F&E	6/8/2012	9182	\$975.22	\$975.22	\$975.22	Scholastic Magazines
Total SSF Projects							\$2,475,568.82	

* expense reclassified to Bond Fund from General Fund in Jan '07

** expense reclassified to SCC 9168 from General Fund in June '12

FY2018 BOND ISSUE

PROJECT	BUILDING	Land Impr., Building, Vehicles, F&E	CHECK DATE	SPECIAL COST CENTER	ESTIMATED COST	ACTUAL COST MTD	ACTUAL COST TO DATE	CONTRACTOR/ VENDOR
<u>FY18 Bond \$20.1 MM - SCC 9400</u>								
ON & HS Parking Lots	District	Land Impr.	2/16/2018	9400	\$7,643.80	\$7,643.80	\$7,643.80	Van Auken Akins Architects LLC
Professional Design Services	District	Building	3/12/2018	9400	\$210,273.14	\$210,273.14	\$210,273.14	Legat Architects, Inc
Onaway Parking Lot	Onaway	Land Impr.	4/12/2018	9400	\$21,676.55	\$21,676.55	\$21,676.55	Van Auken Akins Architects LLC
High School South Parking Lot	High School	Land Impr.	4/12/2018	9400	\$10,397.60	\$10,397.60	\$10,397.60	Van Auken Akins Architects LLC
High School Boiler	High School	F&E	4/30/2018	9400	\$92,976.80	\$92,976.80	\$92,976.80	DB Johnson Company
Elevator Renovation	High School	F&E	5/11/2018	9400	\$80,940.00	\$80,940.00	\$80,940.00	Lakeland Management Systems Inc
High School Parking Lot	High School	Land Impr.	5/11/2018	9400	\$3,083.08	\$3,083.08	\$3,083.08	Van Auken Akins Architects LLC
Onaway Parking Lot	Onaway	Land Impr.	5/11/2018	9400	\$8,475.81	\$8,475.81	\$8,475.81	Van Auken Akins Architects LLC
Construction Site Stormwater Permit	Onaway	Land Impr.	5/17/2018	9400	\$200.00	\$200.00	\$200.00	Treasurer, State of Ohio (Ohio EPA)
Facilities Improvement	District	Building	6/7/2018	9400	\$70,949.51	\$70,949.51	\$70,949.51	Legat Architects, Inc
Facilities Improvement	District	Building	6/14/2018	9400	\$70,337.52	\$70,337.52	\$70,337.52	Legat Architects, Inc
Elevator Modification	High School	F&E	6/28/2018	9400	\$45,080.00	\$45,080.00	\$45,080.00	Lakeland Management Systems Inc
High School Parking Lot	High School	Land Impr.	6/28/2018	9400	\$1,890.00	\$1,890.00	\$1,890.00	Van Auken Akins Architects LLC
Onaway Parking Lot	Onaway	Land Impr.	6/28/2018	9400	\$2,482.75	\$2,482.75	\$2,482.75	Van Auken Akins Architects LLC
High School Boiler	High School	F&E	6/28/2018	9400	\$146,106.40	\$146,106.40	\$146,106.40	DB Johnson Company
High School Parking Lot	High School	Land Impr.	6/30/2018	9400	\$2,663.63	\$2,663.63	\$2,663.63	Van Auken Akins Architects LLC
BO Security Upgrades	Boulevard	F&E	7/24/2018	9400	\$42,250.31	\$42,250.31	\$42,250.31	Bailey Communications, Inc.
HS Security Upgrades	High School	F&E	7/24/2018	9400	\$42,250.32	\$42,250.32	\$42,250.32	Bailey Communications, Inc.
HS Foundation & Wall Repair	High School	Building	7/24/2018	9400	\$71,691.00	\$71,691.00	\$71,691.00	Lakeland Management Systems Inc
ON Foundation & Wall Repair	Onaway	Building	7/24/2018	9400	\$36,753.00	\$36,753.00	\$36,753.00	Lakeland Management Systems Inc
ME Renovation of Classroom Space	Mercer	Building	7/24/2018	9400	\$43,440.00	\$43,440.00	\$43,440.00	Lakeland Management Systems Inc
Elevator Modification	High School	F&E	7/24/2018	9400	\$40,963.00	\$40,963.00	\$40,963.00	Lakeland Management Systems Inc
Pilot Classroom Renovations	District	F&E	7/24/2018	9400	\$67,609.70	\$67,609.70	\$67,609.70	Sterling Professional Group
High School Parking Lot Improvements	High School	Land Impr.	7/31/2018	9400	\$88,780.00	\$88,780.00	\$88,780.00	Chagrin Valley Paving
Onaway Parking Lot	Onaway	Land Impr.	7/31/2018	9400	\$64,814.00	\$64,814.00	\$64,814.00	Chagrin Valley Paving
Professional Design Services	District	Building	7/31/2018	9400	\$10,699.80	\$10,699.80	\$10,699.80	Legat Architects, Inc
Onaway Parking Lot	Onaway	Land Impr.	7/31/2018	9400	\$4,157.19	\$4,157.19	\$4,157.19	Van Auken Akins Architects LLC
Woodbury Elementary Roof Replacement	Woodbury	Building	8/8/2018	9400	\$271,637.68	\$271,637.68	\$271,637.68	Garland/DBS, Inc.
Onaway Elementary School Roof	Onaway	Building	8/8/2018	9400	\$52,029.60	\$52,029.60	\$52,029.60	Garland/DBS, Inc.
High School Parking Lot	High School	Land Impr.	8/8/2018	9400	\$85,272.24	\$85,272.24	\$85,272.24	Chagrin Valley Paving
Onaway Parking Lot	Onaway	Land Impr.	8/8/2018	9400	\$296,588.95	\$296,588.95	\$296,588.95	Chagrin Valley Paving
High School Water Line	High School	Land Impr.	8/8/2018	9400	\$33,869.70	\$33,869.70	\$33,869.70	Chagrin Valley Paving
Onaway Sidewalk and Curb	Onaway	Land Impr.	8/8/2018	9400	\$2,839.42	\$2,839.42	\$2,839.42	Chagrin Valley Paving
High School Parking Lot	High School	Land Impr.	8/8/2018	9400	\$10,220.14	\$10,220.14	\$10,220.14	Chagrin Valley Paving
High School Parking Lot	High School	Land Impr.	8/8/2018	9400	\$46,422.82	\$46,422.82	\$46,422.82	Chagrin Valley Paving
District Wide Niagara Automation Sys	District	Building	8/14/2018	9400	\$109,271.70	\$109,271.70	\$109,271.70	Gardiner Service Company
High School and Blvd Security upgrades	HS/Blvd	Building	8/14/2018	9400	\$66,213.78	\$66,213.78	\$66,213.78	Bailey Communications, Inc.
Pilot Classroom Renovations	District	Building	8/18/2018	9400	\$15,916.00	\$15,916.00	\$15,916.00	Sterling Professional Group
High School and Blvd Roof Repair	HS/Blvd	Building	8/18/2018	9400	\$235,580.00	\$235,580.00	\$235,580.00	Lakeland Management Systems Inc
High School Boiler	High School	Building	8/18/2018	9400	\$26,564.80	\$26,564.80	\$26,564.80	DB Johnson Company
Middle School Painting	Middle School	Building	8/18/2018	9400	\$6,565.00	\$6,565.00	\$6,565.00	Kastra, LLC
High School Elevator Modernization	High School	Building	8/18/2018	9400	\$69,299.00	\$69,299.00	\$69,299.00	Lakeland Management Systems Inc
Mercer Classroom Renovation	Mercer	Building	8/18/2018	9400	\$26,942.00	\$26,942.00	\$26,942.00	Lakeland Management Systems Inc
HS Foundation & Wall Repair	High School	Building	8/18/2018	9400	\$85,409.00	\$85,409.00	\$85,409.00	Lakeland Management Systems Inc
ON Foundation & Wall Repair	Onaway	Building	8/18/2018	9400	\$16,115.00	\$16,115.00	\$16,115.00	Lakeland Management Systems Inc

FY2018 BOND ISSUE

PROJECT	BUILDING	Land Impr., Building, Vehicles, F&E	CHECK DATE	SPECIAL COST CENTER	ESTIMATED COST	ACTUAL COST MTD	ACTUAL COST TO DATE	CONTRACTOR/ VENDOR
High School Boiler	High School	Building	8/18/2018	9400	\$517,960.00	\$517,960.00	\$517,960.00	ABC Piping, CO.
Middle School Painting	Middle School	Building	8/23/2018	9400	\$157,560.00	\$157,560.00	\$157,560.00	Kastra, LLC
Professional Design Services	District	Building	8/23/2018	9400	\$22,155.00	\$22,155.00	\$22,155.00	Legat Architects, Inc
High School Abatement	High School	Building	8/23/2018	9400	\$26,240.00	\$26,240.00	\$26,240.00	Total Environmental Services
Mercer Abatement	Mercer	Building	8/23/2018	9400	\$4,200.00	\$4,200.00	\$4,200.00	Total Environmental Services
Onaway Parking Lot Design Srv	Onaway	Land Impr.	8/23/2018	9400	\$4,859.07	\$4,859.07	\$4,859.07	Van Auken Akins Architects LLC
ON & HS Parking Lots	Onaway /HS	Land Impr.	9/14/2018	9400	\$17,827.33	\$17,827.33	\$17,827.33	Van Auken Akins Architects LLC
District Automation System	District	Building	9/21/2018	9400	\$51,796.80	\$51,796.80	\$51,796.80	Gardiner Service Company
High School and Blvd Security upgrades	HS/Blvd	Building	9/21/2018	9400	\$13,229.59	\$13,229.59	\$13,229.59	Bailey Communications, Inc.
Onaway Elementary School Roof	Onaway	Building	9/21/2018	9400	\$174,173.95	\$174,173.95	\$174,173.95	Garland/DBS, Inc.
Mercer Classroom Renovation	Mercer	Building	9/21/2018	9400	\$40,051.00	\$40,051.00	\$40,051.00	Lakeland Management Systems Inc
Woodbury Elementary Roof Replacement	Woodbury	Building	9/21/2018	9400	\$573,558.29	\$573,558.29	\$573,558.29	Garland/DBS, Inc.
Pilot Classroom Renovations	District	Building	9/24/2018	9400	\$274,381.26	\$274,381.26	\$274,381.26	Sterling Professional Group
Professional Design Services	District	Building	9/27/2018	9400	\$50,272.64	\$50,272.64	\$50,272.64	Legat Architects, Inc
Woodbury Elementary Roof Replacement	Woodbury	Building	9/30/2018	9400	\$362,041.23	\$362,041.23	\$362,041.23	Garland/DBS, Inc.
High School and Blvd Roof Repair	HS/Blvd	Building	9/30/2018	9400	\$41,725.00	\$41,725.00	\$41,725.00	Lakeland Management Systems Inc
High School South Parking Lot	High School	Land Impr.	9/30/2018	9400	\$3,947.39	\$3,947.39	\$3,947.39	Van Auken Akins Architects LLC
High School Elevator Modernization	High School	Building	9/30/2018	9400	\$32,978.00	\$32,978.00	\$32,978.00	Lakeland Management Systems Inc
Mercer Classroom Renovation	Mercer	Building	9/30/2018	9400	\$8,576.00	\$8,576.00	\$8,576.00	Lakeland Management Systems Inc
Mercer Waterline Replacement	Mercer	Building	9/30/2018	9400	\$80,751.16	\$80,751.16	\$80,751.16	Tap Construction Ltd.
High School Elevator Modernization	High School	Building	9/30/2018	9400	\$21,680.00	\$21,680.00	\$21,680.00	Lakeland Management Systems Inc
High School South Parking Lot	High School	Land Impr.	9/30/2018	9400	\$236,324.82	\$236,324.82	\$236,324.82	Chagrin Valley Paving
Onaway Parking Lot	Onaway	Land Impr.	9/30/2018	9400	\$161,426.63	\$161,426.63	\$161,426.63	Chagrin Valley Paving
High School South Parking Lot	High School	Land Impr.	10/12/2018	9400	\$320.00	\$320.00	\$320.00	Van Auken Akins Architects LLC
Onaway Parking Lot	Onaway	Land Impr.	10/12/2018	9400	\$3,495.25	\$3,495.25	\$3,495.25	Van Auken Akins Architects LLC
District Automation System	District	Building	10/17/2018	9400	\$129,406.50	\$129,406.50	\$129,406.50	Gardiner Service Company
Pilot Classroom Renovations	District	Building	10/17/2018	9400	\$35,993.04	\$35,993.04	\$35,993.04	Sterling Professional Group
High School and Blvd Security upgrades	HS/Blvd	Building	10/17/2018	9400	\$14,769.36	\$14,769.36	\$14,769.36	Bailey Communications, Inc.
HS/ON Foundation & Wall Repair	HS/ON	Land Impr.	10/17/2018	9400	\$23,927.60	\$23,927.60	\$23,927.60	Lakeland Management Systems Inc
Onaway Parking Lot	Onaway	Land Impr.	10/26/2018	9400	\$3,100.00	\$3,100.00	\$3,100.00	Van Auken Akins Architects LLC
Woodbury Elementary Roof Replacement	Woodbury	Building	10/30/2018	9400	\$60,829.12	\$60,829.12	\$60,829.12	Garland/DBS, Inc.
Woodbury Elementary Roof Replacement	Woodbury	Building	10/30/2018	9400	\$13,246.80	\$13,246.80	\$13,246.80	Garland/DBS, Inc.
Onaway Roof Improvement	Onaway	Building	10/30/2018	9400	\$11,905.45	\$11,905.45	\$11,905.45	Garland/DBS, Inc.
HS Roof Improvement	High School	Building	10/30/2018	9400	\$11,000.00	\$11,000.00	\$11,000.00	Lakeland Management Systems Inc
BO Roof Improvement	Boulevard	Building	10/30/2018	9400	\$11,000.00	\$11,000.00	\$11,000.00	Lakeland Management Systems Inc
Security Upgrades	Blvd & HS	Building	12/7/2018	9400	\$14,485.94	\$14,485.94	\$14,485.94	Bailey Communications, Inc.
Niagra Building Automation System	District	Building	12/17/2018	9400	\$44,195.40	\$44,195.40	\$44,195.40	Gardiner Service Company
Niagra Building Automation System	District	Building	12/18/2018	9400	\$36,259.20	\$36,259.20	\$36,259.20	Gardiner Service Company
Fire Alarm System Improvements	High School	Building	12/18/2018	9400	\$72,496.00	\$72,496.00	\$72,496.00	Dial Electric LTD
Professional Design Services	District	Building	12/21/2018	9400	\$30,621.25	\$30,621.25	\$30,621.25	Van Auken Akins Architects LLC
Parking Lot Improve HS & Onaway	HS/ON	Land Impr.	12/7/2018	9400	\$92,195.00	\$92,195.00	\$92,195.00	Chagrin Valley Paving
Professional Design Services	District	Building	1/11/2019	9400	\$5,958.75	\$5,958.75	\$5,958.75	Van Auken Akins Architects LLC
Smoke and Heat Detectors	High School	F&E	1/17/2019	9400	\$165,218.20	\$165,218.20	\$165,218.20	Dial Electric LTD
Boiler Installation	High School	F&E	1/17/2019	9400	\$513,407.84	\$513,407.84	\$513,407.84	ABC Piping, CO.
Exterior Water Line Replacement	Mercer	F&E	1/31/2019	9400	\$41,639.00	\$41,639.00	\$41,639.00	Tap Construction Ltd.
Niagra Building Automation System	District	Building	2/14/2019	9400	\$31,373.10	\$31,373.10	\$31,373.10	Gardiner Service Company
Smoke and Heat Detectors	High School	F&E	2/14/2019	9400	\$72,017.79	\$72,017.79	\$72,017.79	Dial Electric LTD

FY2018 BOND ISSUE

PROJECT	BUILDING	Land Impr., Building, Vehicles, F&E	CHECK DATE	SPECIAL COST CENTER	ESTIMATED COST	ACTUAL COST MTD	ACTUAL COST TO DATE	CONTRACTOR/ VENDOR
Parking Lot Improve HS & Onaway	HS/ON	Land Impr.	2/14/2019	9400	\$62,328.64	\$62,328.64	\$62,328.64	Chagrin Valley Paving
Professional Design Services	District	Building	2/21/2019	9400	\$112,866.77	\$112,866.77	\$112,866.77	Van Auken Akins Architects LLC
District Wide replacement of automation	District	F&E	3/7/2019	9400	\$24,334.20	\$24,334.20	\$24,334.20	Gardiner Service Company
Professional Design Services	District	Building	3/26/2019	9400	\$44,674.99	\$44,674.99	\$44,674.99	Van Auken Akins Architects LLC
Project Management Services	District	F&E	3/27/2019	9400	\$2,531.25	\$2,531.25	\$2,531.25	Cleora Management
Project Management Services	District	F&E	3/28/2019	9400	\$7,653.86	\$7,653.86	\$7,653.86	Cleora Management
Security Systems	Administration	F&E	3/29/2019	9400	\$4,890.00	\$4,890.00	\$4,890.00	Gardiner Service Company
Map and Document Sewer	District	F&E	3/29/2019	9400	\$5,950.00	\$5,950.00	\$5,950.00	Lake County Sewer Co.
HS Capital Projects	High School	Land Impr.	3/29/2019	9400	\$3,798.00	\$3,798.00	\$3,798.00	Professional Services
District Wide replacement of automation	District	F&E	3/31/2019	9400	\$8,406.00	\$8,406.00	\$8,406.00	Gardiner Service Company
Fire Alarm System Improvements	High School	F&E	3/31/2019	9400	\$50,185.00	\$50,185.00	\$50,185.00	Dial Electric LTD
Exterior Water Line Replacement	Mercer	F&E	4/7/2019	9400	\$6,943.84	\$6,943.84	\$6,943.84	Tap Construction Ltd.
Survey and utility locating	Boulevard	F&E	4/8/2019	9400	\$9,800.00	\$9,800.00	\$9,800.00	Dempsey Surveying Co.
Survey and utility locating	Lomond	F&E	4/8/2019	9400	\$14,300.00	\$14,300.00	\$14,300.00	Dempsey Surveying Co.
Survey and utility locating	High School	F&E	4/8/2019	9400	\$5,125.00	\$5,125.00	\$5,125.00	Dempsey Surveying Co.
Classroom Furniture	High School	F&E	4/11/2019	9400	\$6,779.50	\$6,779.50	\$6,779.50	Independence Business Supply
Professional Design Services	Boulevard	F&E	4/11/2019	9400	\$5,927.80	\$5,927.80	\$5,927.80	Van Auken Akins Architects LLC
Professional Design Services	Lomond	F&E	4/11/2019	9400	\$11,754.65	\$11,754.65	\$11,754.65	Van Auken Akins Architects LLC
Professional Design Services	High School	F&E	4/11/2019	9400	\$9,049.60	\$9,049.60	\$9,049.60	Van Auken Akins Architects LLC
Professional Design Services	Onaway	F&E	4/11/2019	9400	\$2,988.35	\$2,988.35	\$2,988.35	Van Auken Akins Architects LLC
Professional Design Services	Woodbury	F&E	4/11/2019	9400	\$9,180.00	\$9,180.00	\$9,180.00	Van Auken Akins Architects LLC
Fire Alarm System Improvements	High School	F&E	4/22/2019	9400	\$42,686.00	\$42,686.00	\$42,686.00	Dial Electric LTD
Professional Design Services	High School	F&E	4/22/2019	9400	\$13,343.75	\$13,343.75	\$13,343.75	Legat Architects, Inc
Domestic Waterline Replacement	High School	F&E	4/22/2019	9400	\$25,000.00	\$25,000.00	\$25,000.00	Legat Architects, Inc
Media Center Modernization	High School	F&E	4/22/2019	9400	\$15,680.00	\$15,680.00	\$15,680.00	Legat Architects, Inc
Abatement, Monitoring, Testing and Report.	High School	F&E	4/22/2019	9400	\$7,826.25	\$7,826.25	\$7,826.25	Legat Architects, Inc
Investigate Storm & Sanitary Sewers	Boulevard	F&E	4/23/2019	9400	\$9,500.00	\$9,500.00	\$9,500.00	Lake County Sewer Co.
Investigate Storm & Sanitary Sewers	Mercer	F&E	4/23/2019	9400	\$4,750.00	\$4,750.00	\$4,750.00	Lake County Sewer Co.
Project Management Services	District	F&E	5/13/2019	9400	\$4,228.13	\$4,228.13	\$4,228.13	Cleora Management
Investigate Storm & Sanitary Sewers	Boulevard	F&E	5/13/2019	9400	\$5,950.00	\$5,950.00	\$5,950.00	Lake County Sewer Co.
Project Management Services	District	F&E	5/22/2019	9400	\$6,151.97	\$6,151.97	\$6,151.97	Cleora Management
Soil Boring, Sampling & Analysis	Woodbury	F&E	5/30/2019	9400	\$8,698.00	\$8,698.00	\$8,698.00	Professional Service Industries
Design Servies	Mercer	F&E	5/30/2019	9400	\$7,996.80	\$7,996.80	\$7,996.80	Van Auken Akins Architects LLC
Soil Boring, Sampling & Analysis	Boulevard	F&E	5/31/2019	9400	\$5,994.00	\$5,994.00	\$5,994.00	Professional Service Industries
Survey and Utility Locating	Mercer	F&E	6/12/2019	9400	\$12,000.00	\$12,000.00	\$12,000.00	Dempsey Surveying Co.
Life Safety & IT Room	High School	F&E	6/12/2019	9400	\$40,570.00	\$40,570.00	\$40,570.00	Dial Electric LTD
Professional Design Services	District	F&E	6/30/2019	9400	\$324,943.24	\$324,943.24	\$324,943.24	Van Auken Akins Architects LLC
Project Management Services	District	F&E	7/3/2019	9400	\$1,718.88	\$1,718.88	\$1,718.88	Cleora Management
Permit for work approval	District	Building	7/12/2019	9400	\$875.50	\$875.50	\$875.50	City of Shaker Heights
Professional Design Services	District	F&E	7/31/2019	9400	\$20,150.35	\$20,150.35	\$20,150.35	Van Auken Akins Architects LLC
Fire Alarm System Improvements	High School	F&E	8/1/2019	9400	\$95,823.58	\$95,823.58	\$95,823.58	Dial Electric LTD
Boiler Installation	High School	F&E	8/22/2019	9400	\$152,396.16	\$152,396.16	\$152,396.16	ABC Piping, CO.
Professional Design Services	District	F&E	8/23/2019	9400	\$43,775.34	\$43,775.34	\$43,775.34	Van Auken Akins Architects LLC
District Wide replacement of automation	District	F&E	8/30/2019	9400	\$21,524.00	\$21,524.00	\$21,524.00	Gardiner Service Company
Boiler Installation	High School	F&E	8/30/2019	9400	\$20,240.00	\$20,240.00	\$20,240.00	ABC Piping, CO.
Fire Alarm System Improvements	High School	F&E	8/30/2019	9400	\$43,560.00	\$43,560.00	\$43,560.00	Dial Electric LTD
Professional Design Services	Mercer	F&E	8/30/2019	9400	\$807.18	\$807.18	\$807.18	Van Auken Akins Architects LLC

FY2018 BOND ISSUE

PROJECT	BUILDING	Land Impr., Building, Vehicles, F&E	CHECK DATE	SPECIAL COST CENTER	ESTIMATED COST	ACTUAL COST MTD	ACTUAL COST TO DATE	CONTRACTOR/ VENDOR
Project Management Services	District	F&E	8/30/2019	9400	\$20,682.75	\$20,682.75	\$20,682.75	Cleora Management
Professional Design Services	District	F&E	8/31/2019	9400	\$17,011.26	\$17,011.26	\$17,011.26	Van Auken Akins Architects LLC
Materials testing & inspection services	High School	Building	9/19/2019	9400	\$872.50	\$872.50	\$872.50	Professional Service Industries
Fire Alarm System Improvements	High School	F&E	9/26/2019	9400	\$46,278.60	\$46,278.60	\$46,278.60	Dial Electric LTD
Professional Design Services	Onaway	F&E	9/27/2019	9400	\$11,344.65	\$11,344.65	\$11,344.65	Van Auken Akins Architects LLC
Testing & Inspections	Boulevard	Building	9/30/2019	9400	\$3,142.00	\$3,142.00	\$3,142.00	Professional Service Industries
Professional Design Services	District	F&E	9/30/2019	9400	\$41,737.13	\$41,737.13	\$41,737.13	Van Auken Akins Architects LLC
Fire Alarm System Improvements	High School	F&E	9/30/2019	9400	\$41,340.00	\$41,340.00	\$41,340.00	Dial Electric LTD
Construction projects	District	Building	9/30/2019	9400	\$1,882,943.76	\$1,882,943.76	\$1,882,943.76	Gilbane Building Company
Testing and Inspections	Onaway	Building	10/3/2019	9400	\$9,597.00	\$9,597.00	\$9,597.00	Professional Service Industries
Project Management Services	District	Building	10/3/2019	9400	\$12,776.50	\$12,776.50	\$12,776.50	Cleora Management
Construction projects	District	Building	10/21/2019	9400	\$1,363,036.44	\$1,363,036.44	\$1,363,036.44	Gilbane Building Company
Project Management Services	District	Building	10/22/2019	9400	\$4,571.88	\$4,571.88	\$4,571.88	Cleora Management
Testing and Inspections	Boulevard	Building	10/31/2019	9400	\$1,397.00	\$1,397.00	\$1,397.00	Professional Service Industries
Professional Design Services	District	Building	10/31/2019	9400	\$8,960.40	\$8,960.40	\$8,960.40	Van Auken Akins Architects LLC
Construction projects	District	Building	10/31/2019	9400	\$165,997.45	\$165,997.45	\$165,997.45	Gilbane Building Company
Construction projects	District	Building	11/26/2019	9400	\$17,660.67	\$17,660.67	\$17,660.67	Gilbane Building Company
Testing and Inspections	District	Building	11/30/2019	9400	\$6,977.50	\$6,977.50	\$6,977.50	Professional Service Industries
Professional Design Services	District	Building	11/30/2019	9400	\$1,756.25	\$1,756.25	\$1,756.25	Van Auken Akins Architects LLC
Construction projects	District	Building	12/17/2019	9400	\$7,256.41	\$7,256.41	\$7,256.41	Gilbane Building Company
Fire Alarm System Improvements	High School	F&E	12/27/2019	9400	\$23,305.52	\$23,305.52	\$23,305.52	Dial Electric LTD
Professional Design Services	District	Building	1/31/2020	9400	\$11,205.00	\$11,205.00	\$11,205.00	Van Auken Akins Architects LLC
Boiler Installation	High School	F&E	1/31/2020	9400	\$2,950.00	\$2,950.00	\$2,950.00	Gardiner Service Company
Boiler Installation	District	F&E	1/31/2020	9400	\$74,228.10	\$74,228.10	\$74,228.10	Gardiner Service Company
Testing and Inspections	Fernway	Building	1/31/2020	9400	\$91.00	\$91.00	\$91.00	Professional Service Industries
Testing and Inspections	Fernway	Building	1/31/2020	9400	\$3,709.00	\$3,709.00	\$3,709.00	Professional Service Industries
Project Management Services	District	Building	1/21/2020	9400	\$767.25	\$767.25	\$767.25	Cleora Management
Construction projects	District	Building	1/21/2020	9400	\$212,567.56	\$212,567.56	\$212,567.56	Gilbane Building Company
Project Management Services	District	Building	2/28/2020	9400	\$286.00	\$286.00	\$286.00	Cleora Management
Surveying Services	Woodbury	Building	2/28/2020	9400	\$10,500.00	\$10,500.00	\$10,500.00	Dempsey Surveying Co.
Professional Design Services	District	Building	2/28/2020	9400	\$13,685.56	\$13,685.56	\$13,685.56	Van Auken Akins Architects LLC
Construction projects	District	Building	2/28/2020	9400	\$131,510.45	\$131,510.45	\$131,510.45	Gilbane Building Company
Permit for work approval	District	Building	3/31/2020	9400	\$45,624.05	\$45,624.05	\$45,624.05	City of Shaker Heights
Underground Utility Lines	Woodbury	Building	3/13/2020	9400	\$7,800.00	\$7,800.00	\$7,800.00	Ground Penetrating Radar Systems
Professional Design Services	Lomond	Building	3/31/2020	9400	\$8,839.90	\$8,839.90	\$8,839.90	Van Auken Akins Architects LLC
Boiler Installation	High School	F&E	3/16/2020	9400	\$152,233.00	\$152,233.00	\$152,233.00	ABC Piping, CO.
Testing and Inspections	Lomond	Building	4/15/2020	9400	\$417.00	\$417.00	\$417.00	Professional Service Industries
Professional Design Services	District	Building	4/30/2020	9400	\$8,180.50	\$8,180.50	\$8,180.50	Van Auken Akins Architects LLC
Construction projects	District	Building	4/30/2020	9400	\$117,543.69	\$117,543.69	\$117,543.69	Gilbane Building Company
Testing and Inspections	District	Building	5/20/2020	9400	\$8,838.27	\$8,838.27	\$8,838.27	Professional Service Industries
Professional Design Services	District	Building	5/29/2020	9400	\$49,222.75	\$49,222.75	\$49,222.75	Van Auken Akins Architects LLC
Construction projects	District	Building	5/31/2020	9400	\$976,682.13	\$976,682.13	\$976,682.13	Gilbane Building Company
Testing and Inspections	District	Building	6/19/2020	9400	\$1,696.34	\$1,696.34	\$1,696.34	Professional Service Industries
Professional Design Services	District	Building	6/30/2020	9400	\$37,073.75	\$37,073.75	\$37,073.75	Van Auken Akins Architects LLC
Construction projects	District	Building	6/30/2020	9400	\$1,086,910.23	\$1,086,910.23	\$1,086,910.23	Gilbane Building Company
Testing and Inspections	District	Building	6/30/2020	9400	\$2,081.13	\$2,081.13	\$2,081.13	Professional Service Industries
Professional Design Services	District	Building	6/30/2020	9400	\$5,931.25	\$5,931.25	\$5,931.25	Van Auken Akins Architects LLC

FY2018 BOND ISSUE

PROJECT	BUILDING	Land Impr., Building, Vehicles, F&E	CHECK DATE	SPECIAL COST CENTER	ESTIMATED COST	ACTUAL COST MTD	ACTUAL COST TO DATE	CONTRACTOR/ VENDOR
HS Gym and Choir Room	High School	Building	7/31/2020	9400	\$61,207.30	\$61,207.30	\$61,207.30	Gardiner Service Company
Construction projects	District	Building	7/31/2020	9400	\$962,405.67	\$962,405.67	\$962,405.67	Gilbane Building Company
Professional Design Services	High School	Building	7/31/2020	9400	\$19,970.40	\$19,970.40	\$19,970.40	Glen D. Ramage Architect Inc.
Testing and Inspections	District	Building	7/31/2020	9400	\$14,562.00	\$14,562.00	\$14,562.00	Professional Service Industries
Machining, Manufacturing Classroom Design	High School	F&E	7/31/2020	9400	\$81,002.80	\$81,002.80	\$81,002.80	Sterling Professional Group
Professional Design Services	District	Building	7/31/2020	9400	\$34,350.00	\$34,350.00	\$34,350.00	Van Auken Akins Architects LLC
Testing and Inspections-Refund	District	Building	7/31/2020	9400	(\$6,337.50)	(\$6,337.50)	(\$6,337.50)	Professional Service Industries
Asbestos Abatement	High School	Building	8/31/2020	9400	\$50,454.16	\$50,454.16	\$50,454.16	Dial Electric LTD
Professional Design Services	District	Building	8/31/2020	9400	\$57,823.78	\$57,823.78	\$57,823.78	Van Auken Akins Architects LLC
Construction projects	District	Building	8/31/2020	9400	\$1,409,614.15	\$1,409,614.15	\$1,409,614.15	Gilbane Building Company
HS Gym and Choir Room	High School	Building	8/31/2020	9400	\$139,378.92	\$139,378.92	\$139,378.92	Gardiner Service Company
MS Paving	Middle School	F&E	8/31/2020	9400	\$32,158.00	\$32,158.00	\$32,158.00	Infinity Paving Company
Remove and Re-Install Electrical Feeder	Boulevard	F&E	9/30/2020	9400	\$30,444.58	\$30,444.58	\$30,444.58	Illuminating Company
Professional Design Services	Mercer	Building	9/30/2020	9400	\$32,643.75	\$32,643.75	\$32,643.75	Van Auken Akins Architects LLC
Construction projects	District	Building	9/30/2020	9400	\$1,288,329.88	\$1,288,329.88	\$1,288,329.88	Gilbane Building Company
Core Sampling	District	Building	9/30/2020	9400	\$14,890.00	\$14,890.00	\$14,890.00	Professional Service Industries
Temp Control System	Middle School	Building	10/28/2020	9400	\$6,500.00	\$6,500.00	\$6,500.00	Gardiner Service Company
HVAC Consulting Fees	District	Building	10/28/2020	9400	\$1,572.50	\$1,572.50	\$1,572.50	Fox Consulting
Gym & Choir Room HVAC Upgrades	High School	Building	10/29/2020	9400	\$111,316.27	\$111,316.27	\$111,316.27	Gardiner Service Company
Soil Sampling-LO&WO	District	Building	10/29/2020	9400	\$818.00	\$818.00	\$818.00	Professional Service Industries
Professional Design Services-LO, ME, MS	District	Building	10/30/2020	9400	\$8,630.00	\$8,630.00	\$8,630.00	Glen D. Ramage Architect Inc.
Machining Room Equipment delivery	High School	F&E	10/30/2020	9400	\$4,600.00	\$4,600.00	\$4,600.00	Shippers Highway Express Inc.
Professional Design Services	District	Building	11/30/2020	9400	\$10,632.50	\$10,632.50	\$10,632.50	Van Auken Akins Architects LLC
Construction projects	District	Building	11/30/2020	9400	\$600,548.04	\$600,548.04	\$600,548.04	Gilbane Building Company
Temp Control System	High School	Building	11/30/2020	9400	\$5,900.00	\$5,900.00	\$5,900.00	Gardiner Service Company
Machining Room	High School	F&E	11/30/2020	9400	\$84,501.00	\$84,501.00	\$84,501.00	Sterling Professional Group
Paving improvements	Lomond	Land Impr.	12/10/2020	9400	\$43,425.00	\$43,425.00	\$43,425.00	Cunningham Paving Company
Paving improvements	Mercer	Land Impr.	12/10/2020	9400	\$33,237.00	\$33,237.00	\$33,237.00	Cunningham Paving Company
HVAC Consulting Fees	District	Building	12/10/2020	9400	\$1,575.00	\$1,575.00	\$1,575.00	Fox Consulting
HS Gym & Choir Room	High School	F&E	12/31/2020	9400	\$93,104.51	\$93,104.51	\$93,104.51	Gardiner Service Company
HS North Gym Lighting	High School	F&E	12/23/2020	9400	\$10,500.00	\$10,500.00	\$10,500.00	Hidden Valley Electric Inc
Professional Design Services	District	Building	12/31/2020	9400	\$9,352.46	\$9,352.46	\$9,352.46	Van Auken Akins Architects LLC
Steam Trap Replacement	Lomond	F&E	1/22/2021	9400	\$17,990.00	\$17,990.00	\$17,990.00	Comfort Systems
South Gym Lighting Repairs	High School	F&E	1/29/2021	9400	\$34,660.00	\$34,660.00	\$34,660.00	Hidden Valley Electric Inc
Construction projects	District	Building	1/31/2021	9400	\$406,282.04	\$406,282.04	\$406,282.04	Gilbane Building Company
Project Management Services	Boulevard	Building	2/23/2021	9400	\$195.20	\$195.20	\$195.20	Cleora Management
Project Management Services	Woodbury	Building	2/23/2021	9400	\$229.57	\$229.57	\$229.57	Cleora Management
Project Management Services	Lomond	Building	2/23/2021	9400	\$68.73	\$68.73	\$68.73	Cleora Management
Construction Projects	District	Building	2/23/2021	9400	\$467,756.50	\$467,756.50	\$467,756.50	Gilbane Building Company
Professional Design Services	High School	Building	2/28/2021	9400	\$75.00	\$75.00	\$75.00	Van Auken Akins Architects LLC
Professional Design Services	Woodbury	Building	2/28/2021	9400	\$187.50	\$187.50	\$187.50	Van Auken Akins Architects LLC
Correct Pay Apps	District	Building	2/28/2021	9400	(\$539,943.34)	(\$539,943.34)	(\$539,943.34)	Gilbane Building Company
Aug 2020 Correction	District	Building	2/28/2021	9400	(\$17,176.28)	(\$17,176.28)	(\$17,176.28)	Van Auken Akins Architects LLC
Metals Lab Mechanical Design Fees	District	Building	3/12/2021	9400	\$9,262.50	\$9,262.50	\$9,262.50	Fox Consulting
Woodbury Piping	Woodbury	F&E	3/31/2021	9400	\$116,697.77	\$116,697.77	\$116,697.77	ABC Piping, CO.
RedTree Fees								

FY2018 BOND ISSUE

PROJECT	BUILDING	Land Impr., Building, Vehicles, F&E	CHECK DATE	SPECIAL COST CENTER	ESTIMATED COST	ACTUAL COST MTD	ACTUAL COST TO DATE	CONTRACTOR/ VENDOR
RedTree Investment Fees	District		5/31/2018	9400	\$703.00	\$703.00	\$703.00	RedTree Investment
RedTree Investment Fees	District		6/30/2018	9400	\$1,056.33	\$1,056.33	\$1,056.33	RedTree Investment
RedTree Investment Fees	District		7/31/2018	9400	\$1,015.76	\$1,015.76	\$1,015.76	RedTree Investment
RedTree Investment Fees	District		8/31/2018	9400	\$1,027.95	\$1,027.95	\$1,027.95	RedTree Investment
RedTree Investment Fees	District		9/30/2018	9400	\$1,036.74	\$1,036.74	\$1,036.74	RedTree Investment
RedTree Investment Fees	District		10/31/2018	9400	\$1,038.09	\$1,038.09	\$1,038.09	RedTree Investment
RedTree Investment Fees	District		11/30/2018	9400	\$764.52	\$764.52	\$764.52	RedTree Investment
RedTree Investment Fees	District		12/31/2018	9400	\$763.97	\$763.97	\$763.97	RedTree Investment
RedTree Investment Fees	District		1/31/2019	9400	\$759.72	\$759.72	\$759.72	RedTree Investment
RedTree Investment Fees	District		2/28/2019	9400	\$771.55	\$771.55	\$771.55	RedTree Investment
RedTree Investment Fees	District		3/31/2019	9400	\$761.97	\$761.97	\$761.97	RedTree Investment
RedTree Investment Fees	District		4/30/2019	9400	\$763.32	\$763.32	\$763.32	RedTree Investment
RedTree Investment Fees	District		5/31/2019	9400	\$764.63	\$764.63	\$764.63	RedTree Investment
RedTree Investment Fees	District		6/30/2019	9400	\$691.69	\$691.69	\$691.69	RedTree Investment
RedTree Investment Fees	District		7/31/2019	9400	\$689.79	\$689.79	\$689.79	RedTree Investment
RedTree Investment Fees	District		8/31/2019	9400	\$689.43	\$689.43	\$689.43	RedTree Investment
RedTree Investment Fees	District		9/30/2019	9400	\$689.98	\$689.98	\$689.98	RedTree Investment
RedTree Investment Fees	District		10/31/2019	9400	\$690.91	\$690.91	\$690.91	RedTree Investment
RedTree Investment Fees	District		11/30/2019	9400	\$691.92	\$691.92	\$691.92	RedTree Investment
RedTree Investment Fees	District		12/31/2019	9400	\$692.69	\$692.69	\$692.69	RedTree Investment
RedTree Investment Fees	District		1/31/2020	9400	\$469.12	\$469.12	\$469.12	RedTree Investment
RedTree Investment Fees	District		2/28/2020	9400	\$469.77	\$469.77	\$469.77	RedTree Investment
RedTree Investment Fees	District		3/31/2020	9400	\$466.08	\$466.08	\$466.08	RedTree Investment
RedTree Investment Fees	District		4/30/2020	9400	\$427.56	\$427.56	\$427.56	RedTree Investment
RedTree Investment Fees	District		5/31/2020	9400	\$428.33	\$428.33	\$428.33	RedTree Investment
RedTree Investment Fees	District		6/30/2020	9400	\$364.54	\$364.54	\$364.54	RedTree Investment
RedTree Investment Fees	District		7/31/2020	9400	\$309.01	\$309.01	\$309.01	RedTree Investment
RedTree Investment Fees	District		8/31/2020	9400	\$255.40	\$255.40	\$255.40	RedTree Investment
RedTree Investment Fees	District		9/30/2020	9400	\$257.59	\$257.59	\$257.59	RedTree Investment
RedTree Investment Fees	District		10/31/2020	9400	\$94.42	\$94.42	\$94.42	RedTree Investment
RedTree Investment Fees	District		11/30/2020	9400	\$93.03	\$93.03	\$93.03	RedTree Investment
RedTree Investment Fees	District		12/31/2020	9400	\$52.26	\$52.26	\$52.26	RedTree Investment
RedTree Investment Fees	District		1/31/2021	9400	\$28.31	\$28.31	\$28.31	RedTree Investment
RedTree Investment Fees	District		2/28/2021	9400	\$29.01	\$29.01	\$29.01	RedTree Investment
RedTree Investment Fees	District		3/31/2021	9400	\$28.39	\$28.39	\$28.39	RedTree Investment
<u>FY18 BANs \$9.9MM - SCC 9401</u>								
Woodbury Piping	Woodbury	F&E	3/31/2021	9401	\$40,202.23	\$40,202.23	\$40,202.23	ABC Piping, CO.
Bond Projects	District	Building	4/30/2021	9401	\$2,812.50	\$2,812.50	\$2,812.50	Van Auken Akins Architects LLC
Main Entrance Replacement	Middle School	Building	5/21/2021	9401	\$20,500.00	\$20,500.00	\$20,500.00	Capital Aluminum & Glass Corp
Capital Projects	District	Building	5/21/2021	9401	\$15,228.95	\$15,228.95	\$15,228.95	Gilbane Building Company
Capital Projects	Boulevard	Building	5/31/2021	9401	\$25,100.00	\$25,100.00	\$25,100.00	Capital Aluminum & Glass Corp
Capital Projects	District	Building	6/30/2021	9401	\$35,860.40	\$35,860.40	\$35,860.40	Gilbane Building Company
Architectual Services	District	Building	6/17/2021	9401	\$7,340.00	\$7,340.00	\$7,340.00	Glen D. Ramage Architect Inc.
Master Planning Project	District	Building	6/30/2021	9401	\$5,000.00	\$5,000.00	\$5,000.00	Project Management Consultants
Bond Projects	District	Building	6/30/2021	9401	\$375.00	\$375.00	\$375.00	Van Auken Akins Architects LLC
Steam Traps Project	Middle School	Building	6/30/2021	9401	\$839.39	\$839.39	\$839.39	Woodhill Supply

FY2018 BOND ISSUE

PROJECT	BUILDING	Land Impr., Building, Vehicles, F&E	CHECK DATE	SPECIAL COST CENTER	ESTIMATED COST	ACTUAL COST MTD	ACTUAL COST TO DATE	CONTRACTOR/ VENDOR
Bond Projects-correction	District	Building	6/30/2021	9401	(\$5,270.31)	(\$5,270.31)	(\$5,270.31)	Van Auken Akins Architects LLC
Steam Traps Project	Middle School	Building	6/30/2021	9401	\$22,282.58	\$22,282.58	\$22,282.58	Woodhill Supply
Bond Projects Adj	District	Building	6/30/2021	9401	\$447,358.74	\$447,358.74	\$447,358.74	Gilbane Building Company
Bond Projects Adj	District	Building	6/30/2021	9401	\$48,385.64	\$48,385.64	\$48,385.64	Gilbane Building Company
Master Planning Project	District	Building	7/30/2021	9401	\$5,000.00	\$5,000.00	\$5,000.00	Project Management Consultants
Master Planning Project	District	Building	7/31/2021	9401	\$5,000.00	\$5,000.00	\$5,000.00	Project Management Consultants
Master Planning Project	District	Building	8/25/2021	9401	\$5,000.00	\$5,000.00	\$5,000.00	Project Management Consultants
Bond Projects	District	Building	8/31/2021	9401	\$1,818.75	\$1,818.75	\$1,818.75	Van Auken Akins Architects LLC
Master Planning Project	District	Building	9/20/2021	9401	\$5,000.00	\$5,000.00	\$5,000.00	Project Management Consultants
Paving Projects	District	Building	10/18/2021	9401	\$108,600.30	\$108,600.30	\$108,600.30	North Coast Paving Company
Legal Services-Master Planning	District	Building	10/21/2021	9401	\$4,752.00	\$4,752.00	\$4,752.00	Thompson Hine LLP
Bond Projects	District	Building	10/26/2021	9401	\$1,500.00	\$1,500.00	\$1,500.00	Van Auken Akins Architects LLC
Bond Projects	District	Building	11/22/2021	9401	\$518.76	\$518.76	\$518.76	Van Auken Akins Architects LLC
Master Planning Project	District	Building	12/22/2021	9401	\$5,000.00	\$5,000.00	\$5,000.00	Project Management Consultants
Master Planning Project-Reimbursement	District	Building	12/31/2021	9401	(\$5,000.00)	(\$5,000.00)	(\$5,000.00)	SH Public Library
Master Planning Project	District	Building	1/13/2022	9401	\$5,000.00	\$5,000.00	\$5,000.00	Project Management Consultants
Bond Projects	Middle School	Building	1/13/2022	9401	\$475.00	\$475.00	\$475.00	Van Auken Akins Architects LLC
Master Planning Project	District	Building	2/11/2022	9401	\$5,000.00	\$5,000.00	\$5,000.00	Project Management Consultants
Paving Projects	District	Building	2/10/2022	9401	\$106,552.80	\$106,552.80	\$106,552.80	North Coast Paving Company
Master Planning Project	District	Building	4/14/2022	9401	\$5,000.00	\$5,000.00	\$5,000.00	Project Management Consultants
Reclass Fd001 exp to Fd004	Mercer	Building	5/31/2022	9401	\$61,585.00	\$61,585.00	\$61,585.00	Journal Entry
Reclass Fd001 exp to Fd004	Onaway	Building	5/31/2022	9401	\$41,515.00	\$41,515.00	\$41,515.00	Journal Entry
Reclass Fd001 exp to Fd004	Middle School	Building	5/31/2022	9401	\$378,536.22	\$378,536.22	\$378,536.22	Journal Entry
Reclass Fd001 exp to Fd004	Woodbury	Building	5/31/2022	9401	\$65,461.00	\$65,461.00	\$65,461.00	Journal Entry
Reclass Fd001 exp to Fd004	Mercer	Building	5/31/2022	9401	\$58,479.00	\$58,479.00	\$58,479.00	Journal Entry
Reclass Fd001 exp to Fd004	District	Building	5/31/2022	9401	\$17,994.50	\$17,994.50	\$17,994.50	Journal Entry
Reclass Fd001 exp to Fd004	District	Building	5/31/2022	9401	\$10,775.00	\$10,775.00	\$10,775.00	Journal Entry
Bus Garage & DLMO Roof	District	Building	6/23/2022	9401	\$468,563.51	\$468,563.51	\$468,563.51	Garland/DBS Inc.
Paving Projects	District	Building	6/30/2022	9401	\$23,905.90	\$23,905.90	\$23,905.90	North Coast Paving Company
Master Planning Project	District	Building	6/30/2022	9401	\$15,000.00	\$15,000.00	\$15,000.00	Project Management Consultants
Master Planning Project	District	Building	6/30/2022	9401	\$24,591.25	\$24,591.25	\$24,591.25	Van Auken Akins Architects LLC
Bond Projects	Boulevard	Building	6/30/2022	9401	\$4,597.39	\$4,597.39	\$4,597.39	Journal Entry
Bond Projects	Fernway	Building	6/30/2022	9401	\$9,145.00	\$9,145.00	\$9,145.00	Journal Entry
Bond Projects	Lomond	Building	6/30/2022	9401	\$11,193.00	\$11,193.00	\$11,193.00	Journal Entry
Bond Projects	Mercer	Building	6/30/2022	9401	\$6,450.00	\$6,450.00	\$6,450.00	Journal Entry
Bond Projects	Onaway	Building	6/30/2022	9401	\$36,222.29	\$36,222.29	\$36,222.29	Journal Entry
Bond Projects	Woodbury	Building	6/30/2022	9401	\$192,150.69	\$192,150.69	\$192,150.69	Journal Entry
Bond Projects	Middle School	Building	6/30/2022	9401	\$48,140.98	\$48,140.98	\$48,140.98	Journal Entry
Bond Projects	High School	Building	6/30/2022	9401	\$128,140.00	\$128,140.00	\$128,140.00	Journal Entry
Bond Projects	Transportation	Building	6/30/2022	9401	\$12,104.00	\$12,104.00	\$12,104.00	Journal Entry
Bond Projects	Service Center	Building	6/30/2022	9401	\$10,343.00	\$10,343.00	\$10,343.00	Journal Entry
Bond Projects	Bldgs & Grnds	Building	6/30/2022	9401	\$311,249.48	\$311,249.48	\$311,249.48	Journal Entry
Bond Projects	Admin	Building	6/30/2022	9401	\$2,250.00	\$2,250.00	\$2,250.00	Journal Entry
Bond Projects	Security	Building	6/30/2022	9401	\$112,882.77	\$112,882.77	\$112,882.77	Journal Entry
Bond Projects	Woodbury	Building	6/30/2022	9401	(\$41,559.57)	(\$41,559.57)	(\$41,559.57)	Journal Entry
Bond Projects	Admin	Building	6/30/2022	9401	(\$267.50)	(\$267.50)	(\$267.50)	Journal Entry
Master Planning Project	District	Building	6/30/2022	9401	(\$27,500.00)	(\$27,500.00)	(\$27,500.00)	Forward Together Billing

FY2018 BOND ISSUE

PROJECT	BUILDING	Land Impr., Building, Vehicles, F&E	CHECK DATE	SPECIAL COST CENTER	ESTIMATED COST	ACTUAL COST MTD	ACTUAL COST TO DATE	CONTRACTOR/ VENDOR
Paving Projects	District	Building	6/30/2022	9401	(\$87,268.75)	(\$87,268.75)	(\$87,268.75)	North Coast Paving Company
Bond Projects	Admin	Building	7/31/2022	9401	\$114,768.75	\$114,768.75	\$114,768.75	Journal Entry
Declaration of Intent								
MS Roof Replacement	Middle School	Building	12/29/2017	9401	\$1,588,550.55	\$1,588,550.55	\$1,588,550.55	Garland/DBS, Inc.
MS Cafeteria Ceiling Replacement	Middle School	Building	12/29/2017	9401	\$107,500.00	\$107,500.00	\$107,500.00	Engelke, Inc.
Architectural Services	District	Building	12/29/2017	9401	\$47,000.00	\$47,000.00	\$47,000.00	Legat KingScott, Inc.
RedTree Fees								
RedTree Investment Fees	District		1/31/2018	9401	\$62.47	\$62.47	\$62.47	RedTree Investment
RedTree Investment Fees	District		2/28/2018	9401	\$491.09	\$491.09	\$491.09	RedTree Investment
RedTree Investment Fees	District		3/31/2018	9401	\$465.93	\$465.93	\$465.93	RedTree Investment
RedTree Investment Fees	District		4/30/2018	9401	\$453.38	\$453.38	\$453.38	RedTree Investment
RedTree Investment Fees	District		5/31/2018	9401	\$429.61	\$429.61	\$429.61	RedTree Investment
RedTree Investment Fees	District		6/30/2018	9401	\$430.38	\$430.38	\$430.38	RedTree Investment
RedTree Investment Fees	District		7/31/2018	9401	\$430.79	\$430.79	\$430.79	RedTree Investment
RedTree Investment Fees	District		8/31/2018	9401	\$435.64	\$435.64	\$435.64	RedTree Investment
RedTree Investment Fees	District		9/30/2018	9401	\$439.49	\$439.49	\$439.49	RedTree Investment
RedTree Investment Fees	District		10/31/2018	9401	\$440.07	\$440.07	\$440.07	RedTree Investment
RedTree Investment Fees	District		11/30/2018	9401	\$440.55	\$440.55	\$440.55	RedTree Investment
RedTree Investment Fees	District		12/31/2018	9401	\$440.26	\$440.26	\$440.26	RedTree Investment
RedTree Investment Fees	District		1/31/2019	9401	\$446.85	\$446.85	\$446.85	RedTree Investment
RedTree Investment Fees	District		2/28/2019	9401	\$453.86	\$453.86	\$453.86	RedTree Investment
RedTree Investment Fees	District		3/31/2019	9401	\$448.27	\$448.27	\$448.27	RedTree Investment
RedTree Investment Fees	District		4/30/2019	9401	\$448.93	\$448.93	\$448.93	RedTree Investment
RedTree Investment Fees	District		5/31/2019	9401	\$449.58	\$449.58	\$449.58	RedTree Investment
RedTree Investment Fees	District		6/30/2019	9401	\$450.50	\$450.50	\$450.50	RedTree Investment
RedTree Investment Fees	District		7/31/2019	9401	\$451.36	\$451.36	\$451.36	RedTree Investment
RedTree Investment Fees	District		8/31/2019	9401	\$451.12	\$451.12	\$451.12	RedTree Investment
RedTree Investment Fees	District		9/30/2019	9401	\$451.47	\$451.47	\$451.47	RedTree Investment
RedTree Investment Fees	District		10/31/2019	9401	\$452.07	\$452.07	\$452.07	RedTree Investment
RedTree Investment Fees	District		11/30/2019	9401	\$452.75	\$452.75	\$452.75	RedTree Investment
RedTree Investment Fees	District		12/31/2019	9401	\$453.33	\$453.33	\$453.33	RedTree Investment
RedTree Investment Fees	District		1/31/2020	9401	\$462.51	\$462.51	\$462.51	RedTree Investment
RedTree Investment Fees	District		2/29/2020	9401	\$463.13	\$463.13	\$463.13	RedTree Investment
RedTree Investment Fees	District		3/31/2020	9401	\$459.39	\$459.39	\$459.39	RedTree Investment
RedTree Investment Fees	District		4/30/2020	9401	\$455.86	\$455.86	\$455.86	RedTree Investment
RedTree Investment Fees	District		5/31/2020	9401	\$456.36	\$456.36	\$456.36	RedTree Investment
RedTree Investment Fees	District		6/30/2020	9401	\$456.53	\$456.53	\$456.53	RedTree Investment
RedTree Investment Fees	District		7/31/2020	9401	\$463.12	\$463.12	\$463.12	RedTree Investment
RedTree Investment Fees	District		8/31/2020	9401	\$468.71	\$468.71	\$468.71	RedTree Investment
RedTree Investment Fees	District		9/30/2020	9401	\$472.75	\$472.75	\$472.75	RedTree Investment
RedTree Investment Fees	District		10/31/2020	9401	\$160.08	\$160.08	\$160.08	RedTree Investment
RedTree Investment Fees	District		11/30/2020	9401	\$157.72	\$157.72	\$157.72	RedTree Investment
RedTree Investment Fees	District		12/31/2020	9401	\$157.71	\$157.71	\$157.71	RedTree Investment
RedTree Investment Fees	District		1/31/2021	9401	\$161.20	\$161.20	\$161.20	RedTree Investment

FY2018 BOND ISSUE

PROJECT	BUILDING	Land Impr., Building, Vehicles, F&E	CHECK DATE	SPECIAL COST CENTER	ESTIMATED COST	ACTUAL COST MTD	ACTUAL COST TO DATE	CONTRACTOR/ VENDOR
RedTree Investment Fees	District		2/28/2021	9401	\$165.21	\$165.21	\$165.21	RedTree Investment
RedTree Investment Fees	District		3/31/2021	9401	\$161.68	\$161.68	\$161.68	RedTree Investment
RedTree Investment Fees	District		4/30/2021	9401	\$158.67	\$158.67	\$158.67	RedTree Investment
RedTree Investment Fees	District		5/31/2021	9401	\$24.36	\$24.36	\$24.36	RedTree Investment
RedTree Investment Fees	District		6/30/2021	9401	\$24.37	\$24.37	\$24.37	RedTree Investment
RedTree Investment Fees	District		7/31/2021	9401	\$23.21	\$23.21	\$23.21	RedTree Investment
RedTree Investment Fees	District		8/31/2021	9401	\$23.21	\$23.21	\$23.21	RedTree Investment
RedTree Investment Fees	District		9/30/2021	9401	\$23.22	\$23.22	\$23.22	RedTree Investment
RedTree Investment Fees	District		10/31/2021	9401	\$23.22	\$23.22	\$23.22	RedTree Investment
RedTree Investment Fees	District		11/30/2021	9401	\$23.22	\$23.22	\$23.22	RedTree Investment
RedTree Investment Fees	District		12/31/2021	9401	\$23.22	\$23.22	\$23.22	RedTree Investment
Total FY2018 BONDS							\$25,525,595.39	

SCC: 9400-9401 FY2018 Bonds

**SHAKER HEIGHTS CITY SCHOOL DISTRICT
FUND 004
CAPITAL PROJECT EXPENDITURES**

August 31, 2022

FUNDING SOURCE				
BOND		NON-BOND SOURCES		FUND 004 GRAND TOTALS
2018 BOND ISSUE		Other	SSF Projects	
SCC 9400-9401		SCC 9121, 9150, 9169-9171, 9178, 9181, 9314, 9316, 9620	SCC's 9164-9168, 9182, 9315	
Allocation	\$25,525,595.39	\$31,875,939.34	\$2,473,799.96	\$59,875,334.69 \$0.00
Spent to Date	25,525,595.39	31,410,791.82	2,475,568.82	\$59,411,956.03 \$0.00
Allocation Available	0.00	465,147.52	(1,768.86)	\$463,378.66 \$0.00
less Outstanding Encumbrances	300.00	0.00	5,030.01	\$5,330.01 \$0.00
Fund Balance Available	(\$300.00)	\$465,147.52	(\$6,798.87)	\$458,048.65 \$0.00

Cash Reconciliation:

Beginning of Month Cash	\$460,865.91
Receipts	2,512.75
(Disbursements)	0.00
End of Month Cash	<u>\$463,378.66</u>
	\$0.00

	A	B	C	D	E	F	G	H	I	J	K	L	M	N	O	P
1	SHAKER HEIGHTS CITY SCHOOL DISTRICT															
2	FUND 004															
3	SOURCE OF FUNDING															
4																
5	August 31, 2022															
6																
7																
8																
9	Source of Funding:	2004 Bond Issue	FY2012 & prior	FY2013	FY2014	FY2015	FY2016	FY2017	FY2018	FY2019	FY2020	FY2021	FY2022	FY2023	Total	
10	Bond Issuances															
11	Bond Anticipation Notes - Dec '04	\$0.00														\$0.00
12	Bonds-Series 2005 - April '05	0.00														\$0.00
13	Bond Anticipation Notes - Dec '06	0.00														\$0.00
14	Bonds-Series 2007 - April '07	0.00														\$0.00
15	Bond Anticipation Notes - June '08	0.00														\$0.00
16	Bonds-Series 2008 - November '08	0.00														\$0.00
17	BANs-Jul '12-Track and Turf Field - Unvoted Debt			0.00												\$0.00
18	BANs-Jul '12-HB 264 - Energy Conservation			0.00												\$0.00
19	Bond-Series 2012 - October '12-Buses			0.00												\$0.00
20	FY2018 Bond Issuance - Dec '17, Apr '18								30,000,000.00	0.00	-5,700,000.00	2,549.15	1,477.88			\$24,304,027.03
21	Interest Income-FY2018 Bond Issuance								41,569.44	595,435.74	491,040.78	87,196.69	6,325.71	0.00		\$1,221,568.36
22	Fernway Fire Allocation Adj-June 2020										5,700,000.00	-2,549.15	-1,477.88			\$5,695,972.97
23	Fernway Fire Insurance Proceeds									11,140,590.26	1,644,250.00	1,579,293.08	0.00	0.00		\$14,364,133.34
24	Non-Bond SCC Fund Bal.12/31/04		\$1,072,133.22													\$1,072,133.22
25	Reimb.of Declaration of Intent		796,692.21													\$796,692.21
26	Facility Fees		600,000.00													\$600,000.00
27	Interest Income		1,205,736.40	2,085.30	326.54	1,438.01	6,196.16	4,713.45	7,769.14	0.00	0.00	0.00	0.00	0.00		\$1,228,265.00
28	Bus Sales					1,500.00	0.00	0.00	0.00	0.00	0.00	0.00	0.00	0.00		\$1,500.00
29	Bus Note Issuances		3,348,318.70													\$3,348,318.70
30	Pyrmnt in Lieu of Taxes		689,742.19													\$689,742.19
31	Woodbury LOLA Project Contrib.		3,132.49													\$3,132.49
32	Gas well		45,073.46	1,071.10	2,236.54	664.29	833.46	569.24	1,390.64	473.57	227.02	368.30	0.00	0.00		\$52,907.62
33	Auction Proceeds														67,949.47	\$67,949.47
34	T-mobile Rental		106,640.00	24,966.00	26,220.00	26,220.00	26,220.00	26,220.00	28,710.90	30,153.00	32,665.75	30,153.00	30,153.00	2,512.75		\$390,834.40
35	Towerpoint Rental											10.00				\$10.00
36	Clearwire/Sprint Rental		42,265.33	25,267.96	23,840.52	26,741.21	27,543.48	28,369.73	29,220.84	30,097.48	31,000.43	50,745.36	0.00	0.00		\$315,092.34
37	SSF Project/Contribution Funds		1,593,484.08	150,535.24	53,314.55	15,400.27	105,936.77	63,213.89	1,603.00	47,467.91	1,311.85	136,549.22	75,328.18	0.00		\$2,244,144.96
38	SSF Project-Planetarium-HNB				50,000.00											\$50,000.00
39	SSF Project-Online Learning Center					93,900.00	0.00	0.00	0.00	0.00						\$93,900.00
40	SSF Project-Hot Spots-Pandemic										20,755.00	5,000.00	0.00	0.00		\$25,755.00
41	SSF FE Playground											175,000.00	1,477.88	0.00		\$176,477.88
42	Huntington Bank Planetarium Donation				75,000.00											\$75,000.00
43	Huntington Bank PLC Donation					15,000.00	15,000.00	15,000.00	15,000.00	0.00	0.00	0.00	0.00	0.00		\$60,000.00
44	City Reimb-repair of BB field(5/07)		24,020.00													\$24,020.00
45	Insurance Proceeds		254,323.66	8,342.81	2,362.56	18,244.88	0.00	2,539.29	6,469.86	139,807.72	66,717.01	0.00	2,191.52	0.00		\$500,999.31
46	Asbestos Litigation Settlement		13,441.51													\$13,441.51
47	PEP Repair of Ludlow		50,801.00													\$50,801.00
48	PTO Reimbursement		43,306.66		6,998.00		7,000.00	10,500.00	0.00	7,318.54	0.00	0.00	0.00	0.00		\$75,123.20
49	First Energy Rebate for Energy Savings (HB264)				57,128.00											\$57,128.00
50	Transfer fr. Fd1 (offset unused HB264 \$'s xfer fr. Fd4 to Fd2)				236,264.49											\$236,264.49
51	Transfer fr. Fd1 (OfficeMax & Medicaid)				2,000,000.00											\$2,000,000.00
52	USTA							20,000.00	0.00	0.00	0.00	0.00	0.00	0.00		\$20,000.00
53	FE Fire Library Grant										20,000.00	0.00	0.00	0.00		\$20,000.00
54																
55	TOTALS	\$0.00	\$9,889,110.91	\$212,268.41	\$2,533,691.20	\$199,108.66	\$188,729.87	\$171,125.60	\$30,131,733.82	\$11,991,344.22	\$2,307,967.84	\$2,064,305.65	\$115,486.29	\$70,462.22	\$59,875,334.69	\$0.00
56															\$0.00	
57																
58																

**11. ANNUAL COMMERCIAL PAPER & BANKER'S
ACCEPTANCE ORC SECTION 135.142 FILING
FY2022**

RedTree Investment Group
Shaker Heights City Schools - 2017 Debt Proceeds
US Bank Custodian Acct Ending x90525
Purchases and Sales of Commercial Paper and Bankers Acceptances
From 07-01-21 To 01-04-22

Security	Settle Date	Cusip	Mature Date	Quantity
PURCHASES				
BNP Paribas	09-09-21	09659KF62	06-06-22	400,000
Collateralized CP (JP Morgan)	08-18-21	19424JED4	05-13-22	230,000
Collateralized CP (JP Morgan)	10-18-21	19424JGC4	07-12-22	300,000
Standard Chartered Bank	09-16-21	85324UFA6	06-10-22	300,000
TD USA	10-21-21	89119BGJ9	07-18-22	305,000
SALES				
MUFG Bank	09-09-21	62479LWA9	09-10-21	100,000
MUFG Bank	09-09-21	62479LWQ4	09-24-21	300,000
MUFG Bank	09-16-21	62479LWQ4	09-24-21	300,000
MUFG Bank	09-24-21	62479LWQ4	09-24-21	600,000
Toyota Motor Credit	12-03-21	89233GZ33	12-03-21	400,000

RedTree Investment Group
Shaker Heights City Schools - 2017 Debt Proceeds
US Bank Custodian Acct Ending x90525
Income Earned from Commercial Paper and Bankers Acceptances
From 07-01-21 Through 01-04-22

<u>Security</u>	<u>Pay-Date</u>	<u>Cusip</u>	<u>Mature Date</u>	<u>Amount</u>
COMMERCIAL PAPER				
MUFG Bank	09-09-21	62479LWA9	09-10-21	177.81
MUFG Bank	09-09-21	62479LWQ4	09-24-21	524.75
MUFG Bank	09-16-21	62479LWQ4	09-24-21	531.33
MUFG Bank	09-24-21	62479LWQ4	09-24-21	1,072.00
Toyota Motor Credit	12-03-21	89233GZ33	12-03-21	600.00
				2,905.89
				2,905.89

RedTree Investment Group
Shaker Heights City Schools
US Bank Custodian Acct Ending x71036
Purchases and Sales of Commercial Paper and Bankers Acceptances
From 07-01-21 To 06-30-22

Security	Settle Date	Cusip	Mature Date	Quantity
PURCHASES				
BNP Paribas	08-05-21	09659KE22	05-02-22	1,000,000
BNP Paribas	09-09-21	09659KF62	06-06-22	1,000,000
Bank of Montreal	10-06-21	06366HG19	07-01-22	1,000,000
Bank of Montreal	06-23-22	06369MLN1	11-22-22	500,000
Citigroup	11-04-21	17327BH16	08-01-22	2,000,000
Collateralized CP (JP Morgan)	08-18-21	19424JED4	05-13-22	835,000
Collateralized CP (JP Morgan)	08-25-21	19424JEL6	05-20-22	840,000
Collateralized CP (JP Morgan)	02-16-22	19424JFV3	06-29-22	1,000,000
Collateralized CP (JP Morgan)	02-16-22	19424JG59	07-05-22	1,000,000
JP Morgan	11-22-21	46640QHG9	08-16-22	450,000
JP Morgan	02-17-22	46640QHG9	08-16-22	525,000
Lloyds Bank	08-26-21	53948BEG0	05-16-22	490,000
Lloyds Bank	11-04-21	53948BGV5	07-29-22	1,800,000
Lloyds Bank	03-21-22	53948BL98	11-09-22	1,500,000
Lloyds Bank	06-29-22	53948BGL7	07-20-22	800,000
MUFG Bank	11-12-21	62479MH55	08-05-22	2,000,000
Mizuho Securities	06-29-22	60689GKT2	10-27-22	500,000
National Bank of Canada	11-08-21	63307MH10	08-01-22	500,000
National Bank of Canada	06-29-22	63307MHS1	08-26-22	2,000,000
Natixis NY	11-08-21	63873KH59	08-05-22	1,000,000
Natixis NY	02-23-22	63873KFP7	06-23-22	3,070,000
Royal Bank of Canada (RBC)	08-16-21	78015DE63	05-06-22	1,950,000
Royal Bank of Canada (RBC)	02-17-22	78015DGD6	07-13-22	575,000
Royal Bank of Canada (RBC)	06-30-22	78009BQQ8	03-24-23	500,000
Societe Generale	08-30-21	83369CCX0	03-31-22	1,500,000
Societe Generale	09-22-21	83369CFF6	06-15-22	600,000
Societe Generale	10-04-21	83369CG16	07-01-22	1,080,000
Societe Generale	02-17-22	83369CHG2	08-16-22	1,600,000
Societe Generale	03-21-22	83369CK52	10-05-22	1,000,000
Societe Generale	06-30-22	83369CLU6	11-28-22	300,000
Standard Chartered Bank	09-16-21	85324UFA6	06-10-22	500,000
Standard Chartered Bank	11-22-21	85324UHG1	08-16-22	1,020,000
Standard Chartered Bank	01-26-22	85324UKM4	10-21-22	260,000
Standard Chartered Bank	02-16-22	85324UHF3	08-15-22	1,530,000
Standard Chartered Bank	03-21-22	85324UJC8	09-12-22	1,000,000
TD USA	10-21-21	89119BGJ9	07-18-22	500,000
TD USA	02-22-22	89119BHH2	08-17-22	4,000,000
Toyota Motor Credit	11-04-21	89233HH15	08-01-22	800,000
Toyota Motor Credit	02-22-22	89233HFW9	06-30-22	4,000,000
SALES				
BNP Paribas	07-12-21	09659BUC2	07-12-21	600,000
BNP Paribas	05-02-22	09659KE22	05-02-22	1,000,000
BNP Paribas	06-06-22	09659KF62	06-06-22	1,000,000

RedTree Investment Group
Shaker Heights City Schools
US Bank Custodian Acct Ending x71036
Purchases and Sales of Commercial Paper and Bankers Acceptances
From 07-01-21 To 06-30-22

Security	Settle Date	Cusip	Mature Date	Quantity
BNP Paribas	06-06-22	09659KF62	06-06-22	400,000
Citigroup	12-01-21	17327AZ18	12-01-21	2,000,000
Collateralized CP (JP Morgan)	05-13-22	19424JED4	05-13-22	835,000
Collateralized CP (JP Morgan)	05-13-22	19424JED4	05-13-22	230,000
Collateralized CP (JP Morgan)	05-20-22	19424JEL6	05-20-22	840,000
Collateralized CP (JP Morgan)	06-29-22	19424JFV3	06-29-22	1,000,000
ING US CP	02-17-22	45685RBH9	02-17-22	250,000
JP Morgan	08-05-21	46640PV91	08-09-21	725,000
JP Morgan	08-13-21	46640PVD2	08-13-21	3,000,000
JP Morgan	12-17-21	46640PZH9	12-17-21	900,000
LVMH Moet	10-06-21	50244LXD1	10-13-21	1,000,000
LVMH Moet	10-13-21	50244LXD1	10-13-21	1,000,000
LVMH Moet	12-03-21	50244LZ31	12-03-21	2,000,000
Lloyds Bank	11-04-21	53948AYF2	11-15-21	4,600,000
Lloyds Bank	05-16-22	53948BEG0	05-16-22	490,000
MUFG Bank	07-16-21	62479LUG8	07-16-21	175,000
MUFG Bank	08-13-21	62479LVD4	08-13-21	1,190,000
MUFG Bank	09-24-21	62479LWQ4	09-24-21	160,000
Mizuho Securities	11-08-21	60689FYC6	11-12-21	1,750,000
Mizuho Securities	11-12-21	60689FYC6	11-12-21	2,850,000
National Bank of Canada	02-11-22	63307MBB4	02-11-22	700,000
National Bank of Canada	02-11-22	63307MBB4	02-11-22	300,000
Natixis NY	07-13-21	63873JUD0	07-13-21	750,000
Natixis NY	12-03-21	63873JZ37	12-03-21	1,500,000
Natixis NY	12-10-21	63873JZA1	12-10-21	600,000
Natixis NY	06-23-22	63873KFP7	06-23-22	3,070,000
Royal Bank of Canada (RBC)	08-09-21	78009AV92	08-09-21	1,280,000
Royal Bank of Canada (RBC)	08-13-21	78009AVD3	08-13-21	1,600,000
Royal Bank of Canada (RBC)	05-06-22	78015DE63	05-06-22	1,950,000
Societe Generale	03-21-22	83369CCX0	03-31-22	1,500,000
Societe Generale	06-15-22	83369CFF6	06-15-22	600,000
Standard Chartered Bank	11-12-21	85324TYN0	11-22-21	845,000
Standard Chartered Bank	06-10-22	85324UFA6	06-10-22	500,000
Standard Chartered Bank	06-10-22	85324UFA6	06-10-22	300,000
Toyota Motor Credit	07-19-21	89233GUK0	07-19-21	300,000
Toyota Motor Credit	08-03-21	89233GV37	08-03-21	500,000
Toyota Motor Credit	12-03-21	89233GZ33	12-03-21	800,000
Toyota Motor Credit	12-07-21	89233GZ74	12-07-21	1,200,000
Toyota Motor Credit	12-29-21	89233HA79	01-07-22	1,000,000
Toyota Motor Credit	12-29-21	89233HAA2	01-10-22	300,000
Toyota Motor Credit	06-29-22	89233HFW9	06-30-22	4,000,000

RedTree Investment Group
Shaker Heights City Schools
US Bank Custodian Acct Ending x71036
Income Earned from Commercial Paper and Bankers Acceptances
From 07-01-21 Through 06-30-22

<u>Security</u>	<u>Pay-Date</u>	<u>Cusip</u>	<u>Mature Date</u>	<u>Amount</u>
COMMERCIAL PAPER				
BNP Paribas	07-12-21	09659BUC2	07-12-21	1,080.00
Natixis NY	07-13-21	63873JUD0	07-13-21	1,293.75
MUFG Bank	07-16-21	62479LUG8	07-16-21	273.58
Toyota Motor Credit	07-19-21	89233GUK0	07-19-21	562.51
Toyota Motor Credit	08-03-21	89233GV37	08-03-21	975.00
JP Morgan	08-05-21	46640PV91	08-09-21	1,299.36
Royal Bank of Canada (RBC)	08-09-21	78009AV92	08-09-21	2,199.82
JP Morgan	08-13-21	46640PVD2	08-13-21	5,828.34
MUFG Bank	08-13-21	62479LVD4	08-13-21	1,941.68
Royal Bank of Canada (RBC)	08-13-21	78009AVD3	08-13-21	3,096.90
MUFG Bank	09-24-21	62479LWQ4	09-24-21	285.87
LVMH Moet	10-06-21	50244LXD1	10-13-21	1,836.66
LVMH Moet	10-13-21	50244LXD1	10-13-21	1,854.16
Lloyds Bank	11-04-21	53948AYF2	11-15-21	6,671.26
Mizuho Securities	11-08-21	60689FYC6	11-12-21	2,906.70
Mizuho Securities	11-12-21	60689FYC6	11-12-21	4,755.94
Standard Chartered Bank	11-12-21	85324TYN0	11-22-21	1,239.34
Citigroup	12-01-21	17327AZ18	12-01-21	2,900.00
LVMH Moet	12-03-21	50244LZ31	12-03-21	3,000.00
Natixis NY	12-03-21	63873JZ37	12-03-21	2,353.75
Toyota Motor Credit	12-03-21	89233GZ33	12-03-21	1,200.00
Toyota Motor Credit	12-07-21	89233GZ74	12-07-21	1,800.00
Natixis NY	12-10-21	63873JZA1	12-10-21	982.67
JP Morgan	12-17-21	46640PZH9	12-17-21	1,412.25
Toyota Motor Credit	12-29-21	89233HA79	01-07-22	1,557.50
Toyota Motor Credit	12-29-21	89233HAA2	01-10-22	465.50
National Bank of Canada	02-11-22	63307MBB4	02-11-22	1,050.00
National Bank of Canada	02-11-22	63307MBB4	02-11-22	450.00
ING US CP	02-17-22	45685RBH9	02-17-22	336.25
Societe Generale	03-21-22	83369CCX0	03-31-22	1,365.63
BNP Paribas	05-02-22	09659KE22	05-02-22	1,350.00
Royal Bank of Canada (RBC)	05-06-22	78015DE63	05-06-22	2,279.34
Collateralized CP (JP Morgan)	05-13-22	19424JED4	05-13-22	1,118.90
Collateralized CP (JP Morgan)	05-13-22	19424JED4	05-13-22	308.20
Lloyds Bank	05-16-22	53948BEG0	05-16-22	626.45
Collateralized CP (JP Morgan)	05-20-22	19424JEL6	05-20-22	1,125.60
BNP Paribas	06-06-22	09659KF62	06-06-22	1,350.00
BNP Paribas	06-06-22	09659KF62	06-06-22	540.00
Standard Chartered Bank	06-10-22	85324UFA6	06-10-22	630.41
Standard Chartered Bank	06-10-22	85324UFA6	06-10-22	378.25
Societe Generale	06-15-22	83369CFF6	06-15-22	798.00
Natixis NY	06-23-22	63873KFP7	06-23-22	6,140.00
Collateralized CP (JP Morgan)	06-29-22	19424JFV3	06-29-22	2,401.38

RedTree Investment Group
Shaker Heights City Schools
US Bank Custodian Acct Ending x71036
Income Earned from Commercial Paper and Bankers Acceptances
From 07-01-21 Through 06-30-22

<u>Security</u>	<u>Pay-Date</u>	<u>Cusip</u>	<u>Mature Date</u>	<u>Amount</u>
Toyota Motor Credit	06-29-22	89233HFW9	06-30-22	8,224.43
				84,245.39
				84,245.39